

INFORMATION PACKET

Table of Contents

Friday, November 8, 2019



Item	Pages
Table of Contents	1
The Grid - Schedule of Council Meetings & Addendum	2
City Employee Appointed to Wyoming GIS Advisory Board	6
Correspondence Plains Sale Ineligible for Historic Designation Historic Preservation Commission	7
Correspondence Plains Sale Support OYD Board	9
FY20 Optional Sales Tax Report 11.07.19	11
FY20 SalesTax Chart November	12
Gutter Bin Information	13
Invitation Holiday Square 2019	21
Police Department 2019 3rd Quarter Report	22

We are CASPER

Communication Accountability Stewardship Professionalism Efficiency Responsiveness

The Grid

A working draft of Council Meeting Agendas

November 12, 2019 **Councilmembers Absent:**

Work Session Meeting Agenda Items	Recommendation	Allotted Time	Begin Time
Recommendations = Information Only, Move Forward for Approval, Direction Requested			
Council Meeting Follow-up		5 min	4:30
Legislative Agenda	Move Forward for Approval	30 min	4:35
Towing Resolutions	Direction Requested	20 min	5:05
LAD Request for Jade & Arrowhead	Direction Requested	20 min	5:25
Sign Code Revisions (Memo Due)	Direction Requested	60 min	5:45
2018 Arterials and Collectors	Direction Requested	5 min	6:45
Platte River Restoration	Direction Requested	5 min	6:50
Agenda Setting		20 min	6:55
Legislative Review		10 min	7:15
Council Around the Table		10 min	7:25
Approximate Ending Time:			7:35

November 19, 2019 **Councilmembers Absent:**

Regular Council Meeting Agenda Items	Est. Public Hearing	Public Hearing	Ordinances	Resolutions	Minute Action
C = Item is on Consent N = Item is not on Consent					
Pre-Meeting: Moneta Divide Discussion					
Pre-Meeting: December 24 Meeting Cancellation?					
Pre-Meeting: Council Leadership Nominations (Mayor/Vice-Mayor)					
Pre-Meeting: Sole Source Purchase - Polymers for the WWTP					
Pre-Meeting: Annexation Report					
Establish December 3, 2019 as Public Hearing Date for Consideration of an Ordinance Approving the City-Initiated Annexation of Thirteen (13) Properties Along the West Side of South Poplar, South of West 50th Street; and the Zoning of Said Properties as AG (Urban Agriculture).	C				
Establish December 3, 2019 as Public Hearing Date for Consideration an Ordinance Approving a Plan and Subdivision Agreement for the Faigrounds Home Addition No. 2.	C				
Establish January 7, 2020 as Public Hearing Date for Consideration of Annexation Compliance with Title 15, Chapter 1, Article 4 of the Wyoming State Statutes to Determine if the Annexation of Thirteen (13) Properties Along the West Side of South Poplar, South of West 50th Street; and the Zoning of Said Properties as AG (Urban Agriculture), Complies with W.S. 15-1-402. 1. Resolution. 2. Third reading Ordinance Approving Annexation, and Zoning of the Green Valley Mobile Home Park.	C				

The Grid
A working draft of Council Meeting Agendas

Public Hearing: Approving a Plat Creating the Dewald Divide Addition, a Subdivision Agreement, and a Zone Change of said Addition to C-2 (General Business), R-4 (High Density Residential) and ED (Educational District).		N			
Public Hearing: Amendment to Section 10.24.010 and Section 10.24.010 of the Casper Municipal Code pertaining to Thirty and Forty Mile Per Hour Speed Zones.		N			
Public Hearing: Transfer of Ownership for Retail Liquor License No. 18 for 3OH7 Hospitality, LLC d/b/a C85 @ The Wonder Bar, Located at 256 South Center Street to Casper Chop House, LLC, d/b/a Wyoming's Rib and Chop House, Located at 256 South Center Street.		N			
Zone Change of 1.65-acres, Generally Located at the Northwest Corner of SW Wyoming Blvd and South Coffman Avenue, Described as Tract A, Garden Creek Square Addition, From Planned Unit Development (PUD) to General Business (C-2). 3rd reading			N		
Amending the Horizontal Datum References, by Ordinance. 3rd Reading			N		
Authorizing a Memorandum of Understanding between the Hogadon Night Skiing Project and the City of Casper for the Acceptance of the Gift of Infrastructure to Allow for Night Skiing at Hogadon Basin.				C	
Authorizing a Grant Agreement with the State of Wyoming State Loan and Investment Board in the Amount of \$99,257, for the Midwest Avenue Reconstruction-Elm Street to Walnut Street Project.				C	
Authorizing Change Order No. 3 with JTL Group, Inc., DBA Knife River, Inc., for an Increase of \$126,440.69, for the 2018 Arterials and Collectors Improvements Project.				C	
Authorizing Change Order No.1 with Carr Coatings, LLC, for a Time Extension of 202 Days, for the North Park Tank Exterior Painting Project.				C	
Authorizing a Right-of-Way Easement with Rocky Mountain Power as part of the Casper Ice Arena Ice Chiller System Replacement Project.				C	
Authorizing a Professional Services Agreement with WWC Engineering in the Amount of \$105,000, for Design, Bidding, Construction Administration and Surveying for the "K" Street Improvements Phase 2A Project.				C	
Authorizing a Cooperative Agreement with the Wyoming Department of Transportation for Construction Activities for the Interstate 25 & Casper Marginal Water and Sanitary Sewer Main Replacement Project.				C	
Authorizing a Contract for Professional Services with WLC Engineering, Surveying, and Planning, Inc., in the Amount of \$98,500 for the Design and Bidding on the Ridgecrest Zone 2 & 3 Waterline Replacements Project.				C	
Authorizing Change Order No. 1 with Treto Constuction LLC For a Cost Increase of \$16,830, a Time Extension of 30 days, and a Winter Shutdown for the North Beverly Street Improvements Project.				C	
Authorizing a Professional Services Agreement with XXX to Conduct a Comprehensive Compensation and Classification Study. (tentative title)				C	
Authorizing an Agreement with the Wyoming Medical Center for Public Safety Dispatching and Enhanced 911 Service.				C	
Authorizing the Release of Local Assessment District Liens on the Properties Listed on the Exhibit Dated October 21, 2019.					C

The Grid

A working draft of Council Meeting Agendas

Authorizing the Purchase of One (1) New Snow Groomer and Attachments, from Peterson Equipment, Hyde Park, Utah, in the Total Amount of \$332,000, for Use by Hogadon Basin Ski Are in the Parks and Recreation Department.					C
Authorizing the Purchase and Installation of Twelve (12) New Foam Filled Loader Tires, from Big Horn Tire Inc., Casper, Wyoming, in the Total Amount of \$70,378, for Use by the Solid Waste Division of the Public Services Department.					C
Authorizing the Purchase of Three (3) New Mid-Size Police Utility Vehicles.					C
Authorizing the Purchase of Two (2) New Police Motorcycles.					C
Authorizing the Purchase of One (1) 2019 Dodge Ram 3500 Pickup with Plow, from Fremont Motors, Casper, Wyoming, in the Total Amount of \$36,236.70, for Use by the Golf Section of the Parks and Recreation Department.					C

November 26, 2019**Councilmembers Absent:**

Work Session Meeting Agenda Items	Recommendation	Allotted Time	Begin Time
Recommendations = Information Only, Move Forward for Approval, Direction Requested			
Council Meeting Follow-up		5 min	4:30
Dog Parks	Direction Requested	30 min	4:35
City SAFE Project - Part 2	Direction Requested	30 min	5:05
Council Participation on Boards	Direction Requested	20 min	5:35
Financial Guidelines - Phase 3	Direction Requested	20 min	5:55
Agenda Setting		20 min	6:15
Legislative Review		10 min	6:35
Council Around the Table		10 min	6:45
Approximate Ending Time:			6:55

December 3, 2019**Councilmembers Absent:**

Regular Council Meeting Agenda Items	Est. Public Hearing	Public Hearing	Ordinances	Resolutions	Minute Action
C = Item is on Consent N = Item is not on Consent					
Bright Spot - 150th Anniversary of Wyoming Women's Suffragette Proclamation					
Public Hearing: Consideration an Ordinance Approving the City-Initiated Annexation of Thirteen (13) Properties Along the West Side of South Poplar, South of West 50th Street; and the Zoning of Said Properties as AG (Urban Agriculture).		N			
Amendment to Section 10.24.010 and Section 10.24.010 of the Casper Municipal Code pertaining to Thirty and Forty Mile Per Hour Speed Zones. 2nd reading			N		
Approving a Plat Creating the Dewald Divide Addition, a Subdivision Agreement, and a Zone Change of said Addition to C-2 (General Business), R-4 (High Density Residential) and ED (Educational District). 2nd reading			N		
Towing and Wrecker				C	

Proposed Work Session Agenda Items

Item	Proposed Date	Estimated Time	Notes
Property Code Revisions		40 min	After January 2020
Parking on the Parkways		30 min	
David Street Station 501(c)(3)		30 min	
Property Tax Structure/Revisions			
Leash Laws			
Meadowlark Park	Spring 2020		
Citizen Presentation - Vehicle Licensing - Maddie Booth		20 min	Waiting on response from Booth family

Staff Suggested Items:

Limo Amendment			
Health Plan - Residual Balance			After January 2020
Neighborhood/Infrastructure Redevelopment (Goal 1)			
Council Tour of Baler Building/MRF Expansion			
Pre-Annexation Agreement			

Future Council Meeting Items

Public Hearing January 7, 2020: Consideration of an Appeal of the Planning and Zoning Commission's Decision to Deny a Zone Change of a 2.8-acre portion of Tract 4, North Platte River Park Addition, Generally Located at the Corner of Events Drive and North Poplar Street, North of Wilkins Way, From PH (Park Historic) to C-4 (Highway Business).

Public Hearing January 7, 2020: Consideration of Annexation Compliance with Title 15, Chapter 1, Article 4 of the Wyoming State Statutes to Determine if the Annexation of Thirteen (13) Properties Along the West Side of South Poplar, South of West 50th Street; and the Zoning of Said Properties as AG (Urban Agriculture), Complies with W.S. 15-1-402.

1. Resolution.

2. Third reading Ordinance Approving Annexation, and Zoning of the Green Valley Mobile Home Park.

February 18, 2020 Mr. Robert Hildebrand - 100 year celebration (Mayor of Casper in 1967)

Retreat Items

Economic Development and City Building Strategy



October 9, 2019

Brett Governanti
City of Casper
200 N David St
Casper, WY 82601

Dear Mr. Governanti:

It is with great pleasure that I appoint you to the Wyoming GIS Advisory Board. In order for you to officially assume the duties of this position, the law requires you to execute the enclosed Oath of Office before a notary public and return it to my office. After receiving the notarized oath, I will ask my staff to send an official identification card to you.

Thank you for agreeing to serve on the Wyoming GIS Advisory Board. I appreciate your willingness to serve the people of Wyoming.

Sincerely,

Mark Gordon
Governor

Encl. Oath of Office
cc: Board Contact



Casper Historic Preservation Commission

C/o City of Casper Community Development Dept.
200 North David Street, Suite 205
Casper, WY 82601
Phone 307-235-8241

November 4, 2019

Honorable Mayor Charles Powell
Members of City Council
200 North David Street
Casper, Wyoming 82601

Mayor Powell and Members of Council:

On November 5, 2019, City Council will be adopting the 2019 Historic Preservation Plan, which was reviewed by the Council at its October 22, 2019 work session. The Plan provides the Commission, and the City in general, with a roadmap meant to focus preservation efforts to further the identified priorities and wishes of the citizens of Casper.

The "Nolan" project has been in the news of late, and the Commission wanted to take this opportunity to weigh in on the project, in context with the new Historic Preservation Plan, and in keeping with the purposes of the Commission to educate, and to tenaciously promote preservation.

It is the Commission's understanding that the City Council specifically requested that consideration be given to preservation of the structures when the Request for Proposals (RFP) was issued. The Commission appreciates the Council's forethought in this regard, and takes particular pride in the fact that the rediscovery of the hidden historic structures within the former Plains Furniture buildings can be attributed to the knowledgeable and dedicated volunteers serving on the Commission.

The new Historic Preservation Plan has three overarching goals that came directly from public input that was received from Casper citizens. Those goals are:

1. Strengthen Preservation Efforts;
2. Cultivate Public Awareness & Partnerships; and,
3. Encourage Preservation as an Economic Development Tool.

As such, preservation efforts for specific structures and buildings were generally not discussed in the Plan; however, downtown Casper was consistently emphasized by the public as being critical for preservation. The Plan recognizes the need to continue to inventory historic resources in the community, for the purpose of educating and informing property owners about the historic significance of their properties and to, ultimately, encourage preservation through incentives and partnerships. The Commission is in the very initial stages of implementation of this new Plan, and has not yet formalized any incentive programs beyond those that are generally already well known, such as the

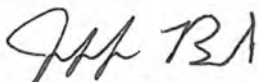
Federal Historic Tax Credit Program (HTC), which is available for officially designated structures.

Early in the process of disposing of the former Plains Furniture properties, the Commission consulted with its contracted Historic Preservation professional and the State Historic Preservation Office (SHPO) about the potential for obtaining official Historic Designation for the Plains Furniture structure(s), with the thought of using the Federal HTC Program to offset redevelopment costs for the ultimate developer. At that time, no specific plans had been developed for the eventual redevelopment of the property, and the Commission was simply inquiring as to whether preservation efforts would be justified, based on the potential of the structure/property. Initial feedback indicated that it was very likely that the structure(s) would be eligible for official designation as "Historic," and that once designated, financial incentives would become available. At that point, the Commission was looking forward to working with any potential developer to assist them with the redevelopment of the property as an historic asset to the downtown.

Fast forwarding to today, and after a very superficial review of the project that has been submitted by FLAG Development, initial feedback from the Commission's hired preservation consultant, as well as her discussions with SHPO, indicate that the proposed redevelopment, as submitted, does not retain the historic integrity of the structure(s), and will make the structure(s) ineligible for Historic Designation, and ultimately disqualify the use of Historic Tax Credit Program/incentives.

The project under consideration by Council is, without a doubt, impressive, and could have many significant benefits for the community. In keeping with the Historic Preservation Plan's stated goal to "encourage preservation as an economic development tool," perhaps the Council might consider that discounting the sale price of the property could be used as a legitimate bargaining tool to obtain something for the community in return; namely, to leverage the preservation of the structure(s). It is the Commission's sincere hope that the City Council can strike a balance between putting the property back into private hands and productive use, without compromising the opportunity to maintain its historic integrity.

Respectfully submitted,



Jeff Bond

Chairman, Casper Historic Preservation Commission

Connie Hall, Commissioner

Robin Broumley, Commissioner

Pinky Ellis, Commissioner


Cyd Grieve, Commissioner

Maureen Lee, Vice Chair

Constance Lake, Commissioner

Ann Berg, Commissioner

John Lang, Commissioner



www.oldyellowstonedistrict.com

October 29, 2019

Honorable Mayor Charles Powell
Members of the Casper City Council
200 N. David Street
Casper, Wyoming 82601

Mayor Powell and Members of Council:

As business and community members of the Old Yellowstone District Advisory Committee, we want to share our thoughts about the proposed purchase and redevelopment of the former Plains Furniture properties. The proposed “Nolan” project would be located in the Old Yellowstone District (OYD), and we have been deeply involved in the redevelopment of the OYD in partnership with the City since 2007. The private financial investments of the property owners in the OYD have exceeded \$20 million since its beginning, resulting in 21 new businesses, and job creation of 198 full-time jobs. These are all proud figures highlighted in the Wyoming Business Council grant application for Phase II of the Midwest Avenue reconstruction project. The proposed “Nolan” project is poised to add significantly to those statistics.

The Old Yellowstone District was identified as an urban renewal area in 2001. At the time, one third of the property was industrial or being used for storage. Another 13% of the area was simply vacant. Since it is located right in the heart of the city, we recognize the value of having the OYD be an extension of the downtown, a vibrant place that is full of shops, homes, and businesses. The driving forces behind urban renewal are economic stability, reinvestment, and beautification. All of these impacts are important for balanced growth. A vital core is critical for sustaining the community’s center of commerce and base economy.

A goal of the OYD Master Plan is to assist businesses and spur additional investment. We are in favor of a project/concept like the “Nolan” because it addresses several of the goals outlined in the Plan – **market rate housing that is attractive and sustainable; design features and land uses that are in compliance with the Form-Based Code; the addition of mixed use; and private investment to match, or exceed, the public investment made to the neighborhood infrastructure.**

The OYD is truly a neighborhood where businesses help one another. We would welcome a project like the “Nolan.”

Respectfully,

The Old Yellowstone District Advisory Committee

Members:

- Susie Grant, ART 321
- Tom Heald/Linda Wolcott, Wyoming Plant Company
- David Kelley, Ashby Construction
- Carol Martin, Martin & Company
- Patty McKenzie, Stellar Programming & Consulting
- Karen Meyer, Wyoming Automotive
- Phillip Rael, State Farm
- Fred Feth, Planning Commissioner
- Randy Hein, Planning Commissioner
- Steve Freel, City Council (recused)
- Bob Hopkins, City Council (recused)

City of Casper
Optional 1% and State Shared Sales Tax Receipts
41.66% of Fiscal Year 2020 has Lapsed

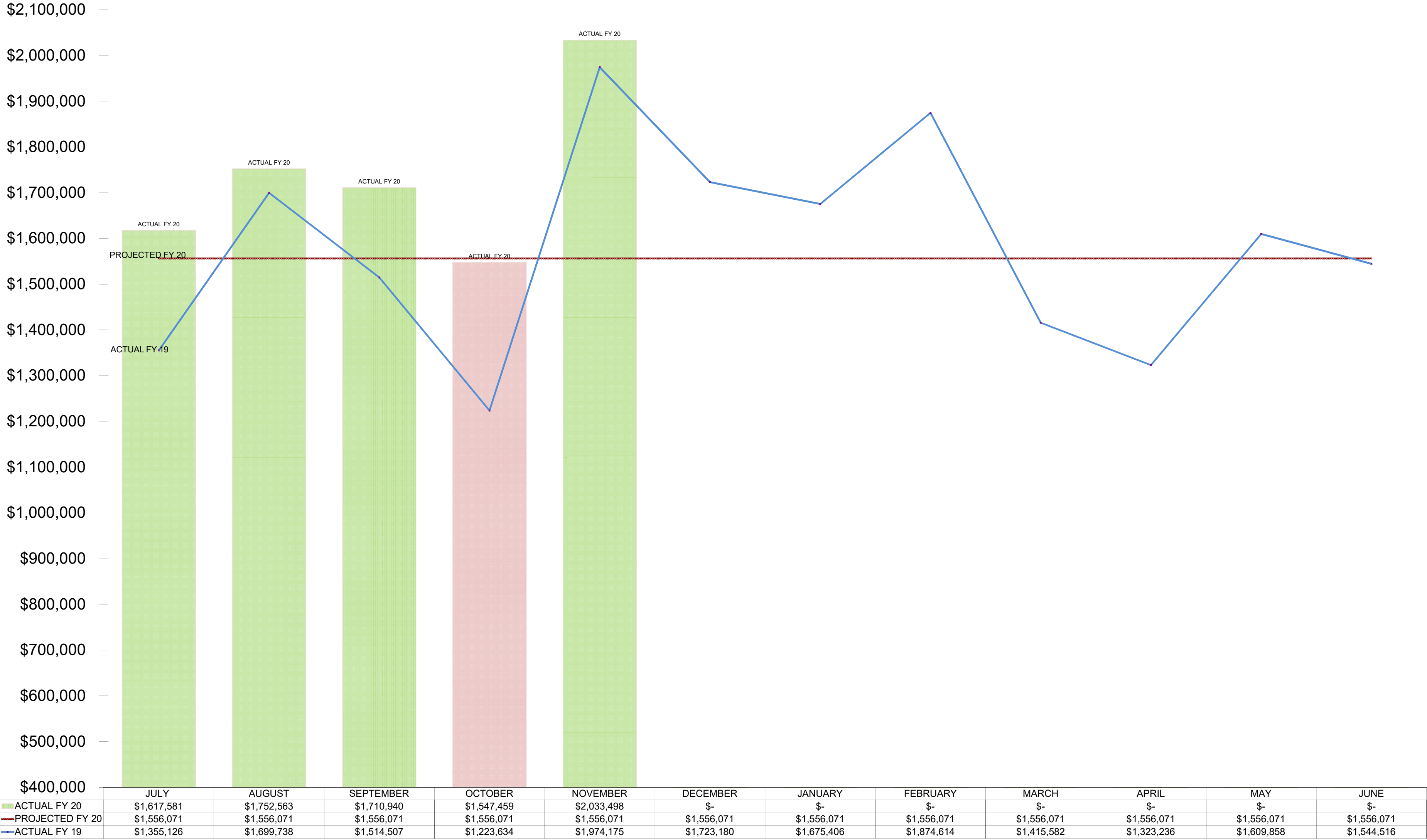
Below is the optional Sales tax report for FY20 we are currently at 41.66% of the budget year.

General Fund is up 11.33% from projected year to date which is at 18.05% of budget.

1%16 is up 5.08% from projected year to date which is at 43.78% of budget.

State Shared Sales Tax				
	Date Received	Amount Received	Amount Budgeted	Actual-Budget Percent of Annual Budget
FY 2020 General Fund	7/5/2019	\$ 1,617,581	\$ 1,556,071	\$ 61,510 8.66%
	8/7/2019	1,752,563	1,556,071	196,492 18.05%
	9/6/2019	1,710,940	1,556,071	154,869 27.21%
	10/8/2019	1,547,459	1,556,071	(8,612) 35.50%
	11/6/2019	2,033,498	1,556,071	477,427 46.39%
	Dec	-	1,556,071	
	Jan	-	1,556,071	
	Feb	-	1,556,071	
	Mar	-	1,556,071	
	Apr	-	1,556,071	
	May	-	1,556,071	
	June	-	1,556,071	
	Total FY 2020	\$ 8,662,040	\$ 18,672,852	\$ 881,685
	Optional 1% Tax			
FY 2020 1%16	7/5/2019	\$ 1,348,645	\$ 1,379,092	(30,447) 8.15%
	8/7/2019	1,464,190	1,379,092	85,098 17.00%
	9/6/2019	1,432,890	1,379,092	53,799 25.66%
	10/8/2019	1,303,046	1,379,092	(76,046) 33.53%
	11/6/2019	1,696,732	1,379,092	317,640 43.78%
	Dec	-	1,379,092	
	Jan	-	1,379,092	
	Feb	-	1,379,092	
	Mar	-	1,379,092	
	Apr	-	1,379,092	
	May	-	1,379,092	
	June	-	1,379,092	
	Total FY 2020	\$ 7,245,503	\$ 16,549,101	\$ 350,044
	Total	\$ 15,907,544	\$ 35,221,953	\$ 1,231,730

Sales Tax FY 2020 Versus Projection and Prior Year



	<u>ACTUAL FY 19</u>	<u>PROJECTED FY 20</u>	<u>ACTUAL FY 20</u>
YTD TOTAL	\$ 7,767,179	\$ 7,780,355	\$ 8,662,041
YTD VARIANCE			\$ 881,686
		% Difference	In Dollars
CHANGE FROM FY20 PROJECTED TO FY19 ACTUAL-SAME MONTH		30.68%	\$477,427
CHANGE FROM FY20 PROJECTED TO FY19 ACTUAL-YEAR TO DATE		11.33%	\$881,686
CHANGE FROM FY19 ACTUAL TO FY20 ACTUAL-SAME MONTH		3.00%	\$59,323
CHANGE FROM FY19 ACTUAL TO FY20 ACTUAL-YEAR TO DATE		11.52%	\$894,861



Frog Creek Partners, LLC
800 West Yellowstone Hwy
Casper, WY 82601
307.439.9570
<https://frogcreek.partners>

November 6th, 2019

Mr. Carter Napier and the Honorable Members of the City Council
City of Casper
200 N. David St.
Casper, WY 82601

Introduction

I sincerely thank you and the members of your organization for your continued support of the Frog Creek Partners Gutter Bin® stormwater filtration system project here in Casper and allowing the project to expand through community involvement. Since the first Casper Gutter Bin was installed in January of 2017, we have installed an additional 13 Bins around town and prevented over 3,300 pounds of stormwater pollution from entering the North Platte River at no cost to the City. This is something I believe that we can all be proud of because we are protecting our community's most valuable historic resource - the river.

Since we first started the project, Frog Creek Partners (FCP) greatly improved the design, function and capabilities of the Gutter Bin. Improvements include:

- An adjustable frame that allows Gutter Bins to be moved easily from one catch basin to another;
- More durable construction of the Mundus Bag® water filter that allows greater lifting capacity and lifespan;
- Expanded the filtration capabilities to capture trash, leaves, sediment, hydrocarbons, and heavy metals on residential streets or at industrial sites; and
- Simpler design for a more efficient maintenance cycle.



Proposed Wyoming edition Gutter Bin® storm grate

Many learnings have come from this project in Casper that improve the product and the benefit to the City. Some of the things that benefit the City include:

- **Gutter Bins help the City comply with the USEPA Clean Water Act and Casper's MS4 permit** – many cities around the nation are facing multimillion-dollar lawsuits for non-compliance. For example, the City of Colorado Springs, CO was sued by the USEPA, State of Colorado, and the City of Pueblo for excessive stormwater pollution in Fountain Creek. Through a legal settlement, Colorado Springs is required to spend \$460 million on stormwater pollution mitigation over the next 20 years. Colorado Springs is using Gutter Bins to comply with this settlement.
- **Gutter Bins reduce risk of flooding and decrease calls from upset citizens** – Prior to the Gutter Bin project, residents in Paradise Valley regularly called City workers to complain about property flooding caused by clogged storm drains. *Since the installation of a Gutter*





Frog Creek Partners, LLC
800 West Yellowstone Hwy
Casper, WY 82601
307.439.9570
<https://frogcreek.partners>

Bin at a key storm drain, those residents declared that they have not once called the City to complain about a clogged storm drain. Trash, debris, and sediment accumulate in stormwater network pipes which causes blockages that can lead to flooding. The Gutter Bin helps prevent these costly effects by stopping the pollutants at the point of entry within a catch basin. It can cost hundreds of dollars per foot to hydro-jet stormwater pipes in some instances.

- **Gutter Bins supplement existing MS4 best management practices for regulatory compliance** – A developer here in Casper was recently fined ~\$150,000 by the WDEQ for excessive stormwater pollution. As part of the mitigation effort, the developer's engineer ordered the installation of a Gutter Bin at a particularly filthy storm drain. The developer now maintains regulatory compliance and the Bin has since captured almost 1,000 pounds of pollution since installation in 2017. In addition to street sweeping and end of pipe separators that Casper currently employs, Gutter Bins provide year-round customizable filtration in the highest polluting areas to protect valuable infrastructure.

Every Gutter Bin in Casper was donated to the City from local businesses, individuals, and non-profit organizations to protect our river through public private partnerships (PPP). Donors include: Rotary Club of Casper, Yellowstone Garage, Ugly Bug Fly Shop, Five Trails Rotary, plus many other civic-minded sponsors. Other facts about Frog Creek Partners (FCP) and the Gutter Bin project include:

- Over \$20,000 worth of Gutter Bins have been donated to the City through PPP;
- Over \$30,000 worth of Original Gutter Bins are waiting to be installed. FCP has received a commitment from sponsors to donate an additional \$30,000 worth of Gutter Bins to the City of Casper by the end of the year;
- FCP has donated over \$15,000 worth of products and services to this project to prove the Gutter Bin's effectiveness; and
- FCP has hired multiple local people and vendors who have helped generate revenue from interstate commerce that helps diversify Wyoming's economy into the clean tech space.

Our Mission

Frog Creek Partners is a Casper-based environmental technology company. We offer innovative products that clean water and services that provide measurable results. The Gutter Bin stormwater filtration system and the Mundus Bag filter media are our flagship products. We are a mission driven company dedicated to improving the health of watersheds by building long-term relationships with our customers, partners, and anybody else who has a passion for clean water like we do.

Proposal

Because the Gutter Bins are doing so well at capturing stormwater pollution, gaining community involvement, and increasing the public awareness (all MS4 requirements), FCP proposes that the City extend the service contract and expand the Gutter Bin project in Casper.





Frog Creek Partners, LLC
800 West Yellowstone Hwy
Casper, WY 82601
307.439.9570
<https://frogcreek.partners>

Extend the Service Contract

- Update and extend the service contract between the City and FCP to include:
 - Contract FCP services to maintain the existing Gutter Bins installed in Casper (\$6,000 to \$8,000 per year);
 - Contract FCP services to maintain future donated Gutter Bins installed in Casper;
 - Allow for social media by FCP that involves Gutter Bin installations in Casper; and
 - Allow for custom branded Gutter Bin grates that may include a sponsor's name, logo or other information amenable to the City. Much like the Gutter Bins placed in front of Yellowstone Garage or David Street Station. (Senator Mike Enzi stated that it is completely legal to place private information on public infrastructure like on a bus, park bench, or storm grate).

Expand the Gutter Bin Project

- City purchase 100 Gutter Bins for approximately \$100,000 to be placed in high priority/polluting areas. FCP will provide a detailed quote;
- City contract Frog Creek Partners to service the Gutter Bins at a cost of approximately \$40,000 to \$60,000 per year; and
- Agree upon purchase contract by December 29th, 2019.

Environmental Impact

The Center for Disease Control and Prevention determined that Casper, Wyoming had the highest concentration of smokers in America in 2014 (*Business Insider, A.Kiersz, Oct 2014*). Using data from a 2014 Wyoming Survey and Analysis Center report and research from a 2009 Keep America Beautiful report, FCP estimates that over 44,000,000 used cigarette butts are littered in Casper each year. Furthermore, scientists have proven that one used cigarette filter placed into a liter of water with 10 minnows will kill half the fish in four days (E.Slaughter et al, 2011). Trash and debris are a pervasive problem in the waters of our nation. We should do more to prevent Casper's trash and cigarette filters from entering the North Platte River which is affecting fish populations, our drinking water source, and the food chain.

Conclusion

I respectfully ask for an opportunity present a summary of the Gutter Bin project to members of the Council and city staff at an upcoming work session. I would also like to extend an invitation for you to come visit us for a tour of our facilities in the Old Yellowstone District. I am optimistic that the positive and engaged relationship between the City of Casper and Frog Creek Partners can continue an ongoing and hopefully increasing manner. It is an honor to work with you and your team. I look forward to hearing back from you regarding this correspondence.

Kind regards,

Brian Deurloo
President & Founder
Frog Creek Partners, LLC

proud makers of the Gutter Bin® stormwater filtration system





Gutter Bin® CAMP Service Report

City of Casper, Wyoming

© Frog Creek Partners, LLC 2019

The patent pending **Gutter Bin®** stormwater filtration system creates cleaner rivers because it removes stormwater pollution. Frog Creek Partners' **Clean and Measure Pollution Service (CAMPS®)** ensures the Bins stay clean with regular maintenance and we measure our results. Most stormwater is not treated or filtered prior to discharge. The filth you see on the streets is flushed to the river.



Please protect the North Platte River watershed from pollution. Because Clean Water is a Good Thing™

Prior CAMPS Date:	3-Jul-10				
Most Recent CAMPS Date:	23-Oct-19				
Gutter Bin® Location	Gutter Bin Sponsor	Install Date	Current CAMPS results (pounds)	Pollution Captured to Date (pounds)	Pollution composition ranked by weight:
David st across from Metro Coffee	Bill Schilling	Aug-18	24	112	Organic debris
SW cor of 2nd & David St	Mr. & Mrs Tom Lockhart/ Rotary International	Aug-18	44	105	Hydrocarbons, Lots of plastic, some organic debris
North side of Dunlap Way	Frog Creek Partners	Aug-18	56	88	Mainly sediment & some trash
SW cor Midwest and Ash st	John & Laura Griffith	Aug-18	0	70	sediment, heavy metals, hydrocarbons
246 S. Center	Ugly Bug Fly Shop	Aug-18	36	120	Trash, sediment, debris, cigarette butts
SW cor Landmark & Pay it Forward Dr on Lndmrk 1	Porter, Muirhead, Cornia Howard accountants	Aug-18	36	117	General trash and sediment
SW cor Landmark & Pay it Forward Dr on Lndmrk 2	Frog Creek Partners	Aug-18	7	57	Trash, sediment, debris, cigarette butts
2nd ave east of Blackmore Rd 3 (east)	Frog Creek Partners	Aug-18	183	431	Lots of plastic & sediment
2nd ave east of Blackmore Rd 1 (west)	Frog Creek Partners	Aug-18	79	241	Trash, sediment & debris
NE cor Yellowstone Hwy & Elm on Ylwstne	Yellowstone Garage	Aug-18	0	152	Trash, sediment, debris, cigarette butts
SE cor Yellowstone and Elm on Yellowstone	Yellowstone Garage	Aug-18	0	36	Trash, sediment, debris, cigarette butts
SW cor Indian Paintbrush & Daffodil	Frog Creek Partners	Apr-18	12	575	Trash, sediment, debris, cigarette butts
800 W Yellowstone Hwy	Frog Creek Partners	Dec-18	0	235	Trash, sediment, debris, cigarette butts
Croydon & Gramin transition	CEPI Engineers	Feb-17	56	960	Sediment and plastic

**POUNDS OF POLLUTION PREVENTED FROM ENTERING
THE NORTH PLATTE RIVER WATERSHED =**

3299

Thank you CEPI ENGINEERING, YELLOWSTONE GARAGE, BILL SCHILLING, PMCH ACCOUNTANTS, THE GRIFFITH FAMILY, THE LOCKHART FAMILY AND ROTARY CLUB OF CASPER for sponsoring a Gutter Bin. Thank you City of Casper for helping protect the North Platte River from pollution by supporting the Gutter Bin project.

Average calculated pollution capture rate = 151 Pounds per Bin per Year. Casper has about 5,000 storm drains. This equates to 755,000 pounds of pollution potentially being dumped into the North Platte River each year.



Gutter Bin® Locations

For interactive map visit: <https://bit.ly/2D8KGfb>

NUMBERS TO PONDER

FACT: Scientists have proven that 1 smoked cigarette butt placed in a liter of water will kill 5 out of 10 fish. ¹

FACT: Over 630,000,000 cigarettes were sold in Wyoming in 2014. ²

ESTIMATE: 44 MILLION cigarettes are littered in Casper each year ³

Source: ¹Slaughter E et al Toxicity of Cigarette Butt Litter, Tobacco Control, 2011; and ²WYDOR tax records; and ³FCP estimate based on Keep America Beautiful rate of cigarette litter studies

Contact Info:

Frog Creek Partners

<https://frogcreekpartners.com>

heya@frogcreekpartners.com 307-797-7720



**Because Clean Water is
a Good Thing™**

The Gutter Bin®

Sponsorship Opportunities



You Can Help Protect Our Water

Every time it rains, stormwater washes the filth on our streets directly to local waterways. To prevent polluted waterways, Frog Creek Partners has introduced 21st century technology to the gutter in the form of the Gutter Bin®. The Gutter Bin operates like a coffee filter for storm drains - trapping pollution before it has a chance to flow into the closest stream, river, lake or ocean. Benefits include:

- **Easy maintenance** - it's fast and simple
- **Measurable results** - quantify how much pollution is being captured
- **Cleaner water** - keep pollutants out of your waterways
- **Regulatory compliance** - stormwater pollution is a global problem that starts locally



Original Gutter Bin

Sponsor Your Own Gutter Bin Today

Frog Creek Partners makes it easy for community leaders, businesses and organizations to take part in keeping our water clean. Know of a particularly bad storm drain in front of your property? Just purchase a Gutter Bin and we'll take it from there. Routine maintenance can be done by the customer, the municipality or by one of our maintenance partners.



Put Your Name in the Gutter

Seriously, we're not kidding. Gutter Bins have service lives of 25 years and have multiple branding opportunities including customized grate hatches and stainless steel badges.



800 West Yellowstone Hwy
Casper, Wyoming 82601 USA
307.797.7720
heya@FrogCreek.Partners
www.FrogCreek.Partners

Call us for a quote today!

Made in U.S.A.

Stormwater is the #1 Source of Water Pollution Today



storm drain prior to Gutter Bin installation - Denver

Stormwater Facts:

- 1 cigarette butt in a liter of water will kill 5 out of 10 minnows
- Over 4 trillion butts are littered each year
- Ocean plastic may outweigh fish by 2050




What Can the Gutter Bin Remove?

- Trash/gross pollutants
- Cigarette butts
- Sediment
- Heavy metals
- Hydrocarbons - chemistry by MYCELX
- Vegetation/Organic waste

Who is Frog Creek Partners?

Frog Creek Partners is an environmental technology company. We offer innovative products that clean water and services that provide measurable results. We are a mission driven company dedicated to improving the health of watersheds by building long-term relationships with our customers, partners, and anybody else who has a passion for clean water like we do. *Because Clean Water is a Good Thing™*





You are invited to the lighting of Holiday Square!

When: Sunday, November 24th

Where: Conwell Park
(2nd & Conwell across from the Wyoming Medical Center)

Time: 5:00 p.m.

As part of the lighting ceremony, we would like to have the Mayor or a Council representative say a few words to the crowd in attendance thanking them for attending and recognizing our community sponsors who have donated money to the lights this year. We will write up the speech and send it to the representative. Please let us know by Friday, November 22 who will be speaking at the event. The speaker will need to be at the event by 4:30 p.m. The ceremony will take place in the Conwell Park Gazebo.

More Holiday Square Information

Each year Conwell Park transforms into a holiday wonderland. From the windows of Wyoming Medical Center, patients and their families enjoy the beauty of the holidays and, in the park below, children play, couples take romantic walks, and families create lasting memories. The park is part of Casper's identity and a holiday tradition.

The Holiday Square lighting event is when we "throw the switch" and turn the lights on in the park. The Angels Cancer Care Program will host their annual Reindeer Relay at 4:00 p.m. The light show will remain until the end of December. The event is free and is hosted by the City of Casper and Wyoming Medical Center. The event is made possible by generous community sponsors (Automation Electronics, Ramkota Hotel, IBEW and more).

Free hot cocoa and cookies are being provided to the first 800 visitors to the park. Dream Upon a Princess will have the Snow Queen, the Ice Princess, and Belle available for photos. And of course, everyone's favorite, Santa and Mrs. Claus will be on hand.



Casper Crime Report

3rd Quarter 2019





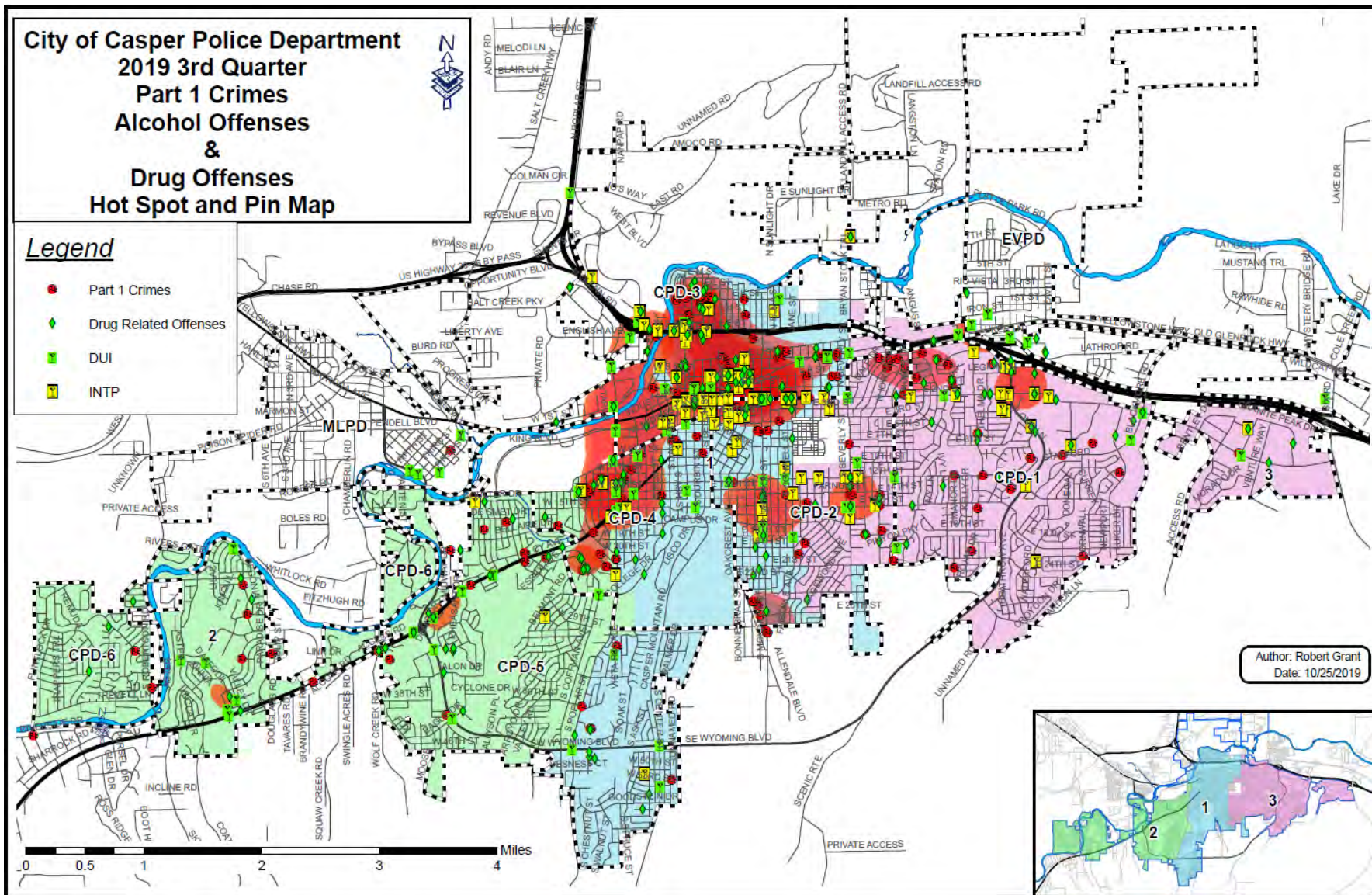
3rd Quarter 2019 Pin Map



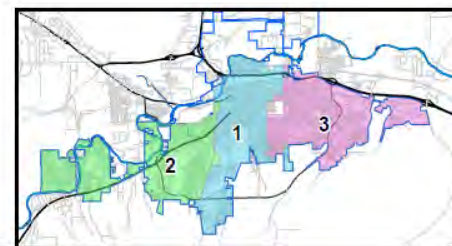
City of Casper Police Department
2019 3rd Quarter
Part 1 Crimes
Alcohol Offenses
&
Drug Offenses
Hot Spot and Pin Map

Legend

- Part 1 Crimes
- Drug Related Offenses
- DUI
- INTP



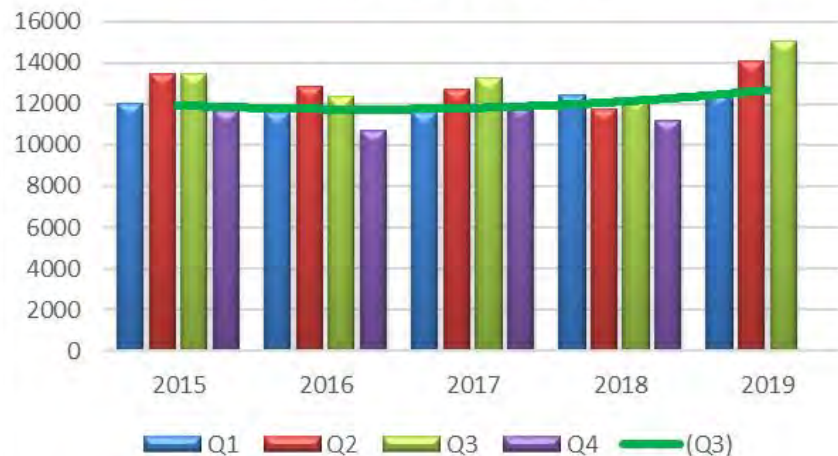
Author: Robert Grant
Date: 10/25/2019





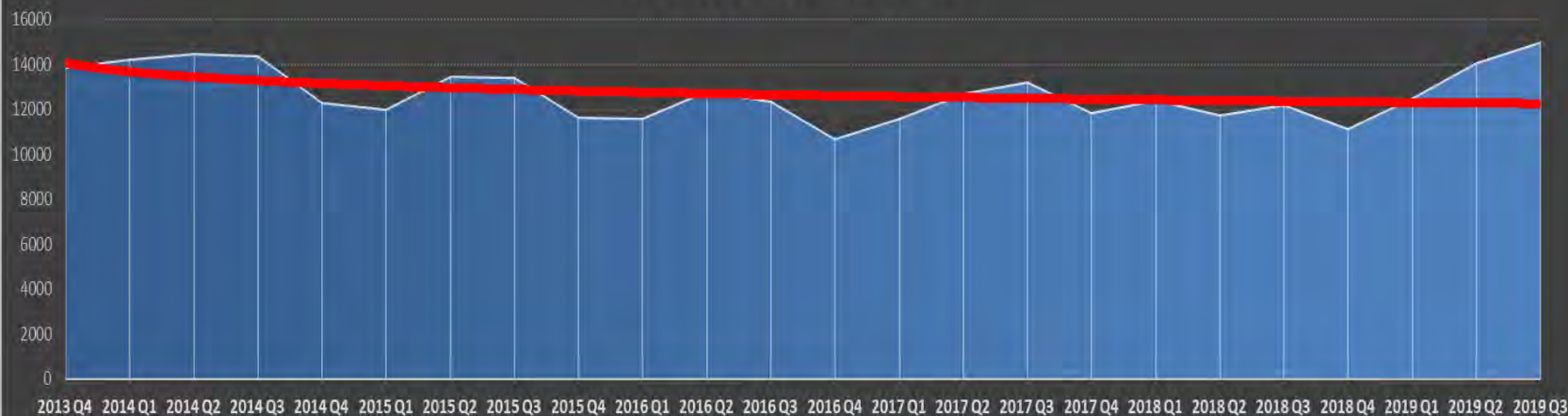
Calls For Service 3rd Quarter 2019

Calls for Service



Calls For Service Totals					
Year	Q1	Q2	Q3	Q4	Total
2011	12864	12751	13192	13042	51849
2012	13473	13874	13560	13250	54157
2013	13881	14964	15199	13924	57968
2014	14255	14542	14426	12339	55562
2015	12015	13495	13478	11680	50668
2016	11628	12849	12391	10739	47607
2017	11637	12722	13261	11866	49486
2018	12,427	11,762	12,255	11,160	47604
2019	12,523	14,104	15,022	0	41649

5 Years Calls for Service

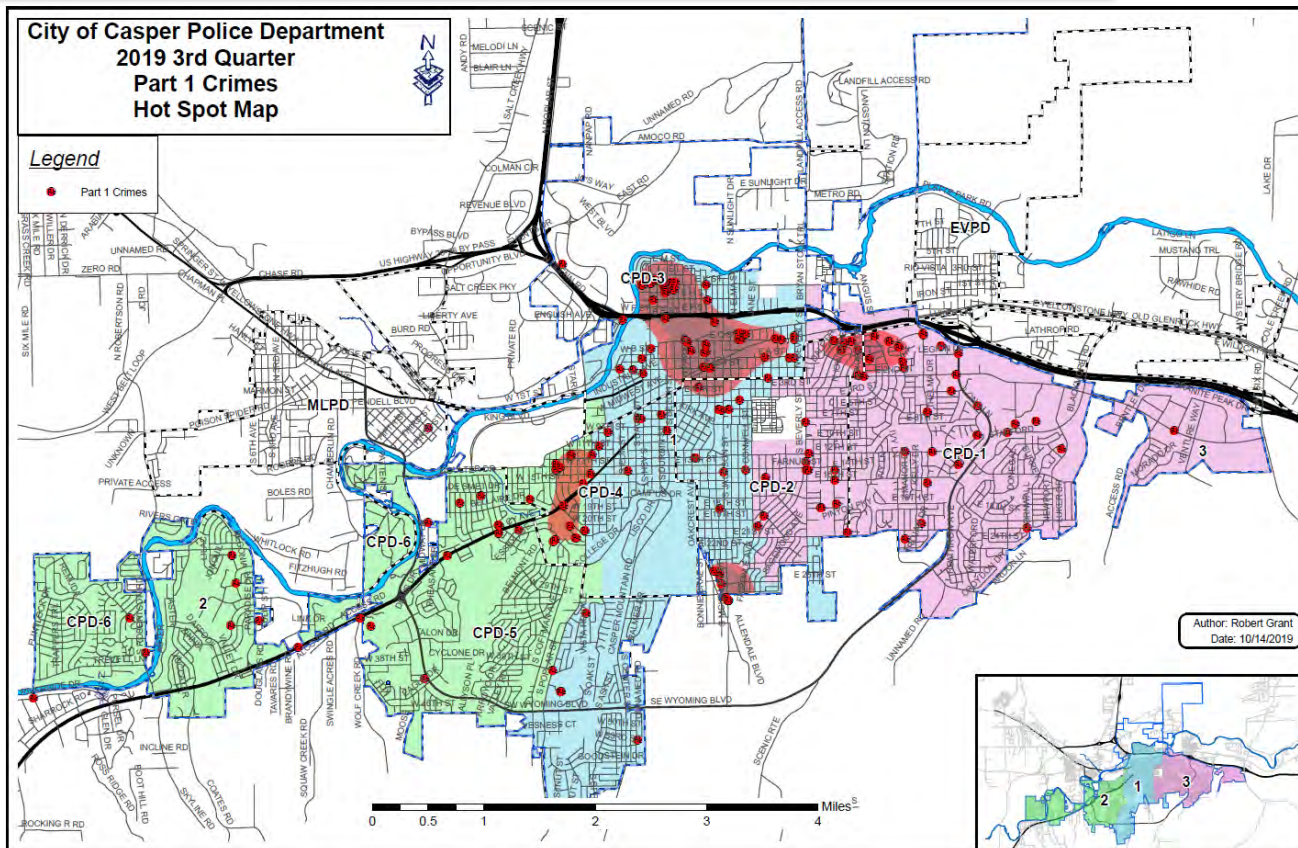




3rd Quarter 2019 Part 1 Offenses



- Part 1 Offenses are defined as serious crimes that occur within all areas of the county and are likely to be reported to the police. The main offenses categories are homicide, rape, robbery, assault, burglary, larceny-theft, motor vehicle theft, and arson.
- The Casper Police Department usually identifies Part 1 offense hotspots (Defined in **Red**) in the areas of the NCHS, KWHS, and the two Walmart stores.
- Other hotspots move and change throughout the city changing depending on emergent crime trends and seasonal variation in crime.
- Hot Spot Analysis is determined by Kernel Density. In statistics, kernel density estimation (KDE) is a non-parametric way to estimate the probability density function of a random variable. Kernel density estimation is a fundamental data smoothing problem where inferences about the population are made, based on a finite data sample.



Part I Offense	QT 3 2019	QT 3 2018	% Change	Average	Normal Range	St Dev	Min	Max	YTD	PYTD	% Change
Part 1 Total	777	709	9.6%								
Homicides	0	2	-100.0%	0	0 - 3	1.14	0	5	1	4	-75.0%
Forcible Rape	21	19	10.5%	2	-5 - 16	6.66	0	25	44	56	-21.4%
Robbery	4	0	400.0%	1	0 - 4	2.27	0	9	10	4	150.0%
Assault	235	217	8.3%	58	2 - 260	56.36	97	353	689	625	10.2%
Burglary - Res	83	66	25.8%	18	4 - 71	13.62	31	83	161	204	-21.1%
Burglary - Non-Res	12	30	-60.0%	6	-2 - 26	8.22	5	43	58	69	-15.9%
Burglary - Auto	83	51	62.7%	30	-19 - 113	49.04	27	249	194	204	-4.9%
Larceny	314	289	8.7%	110	55 - 365	55.41	240	483	889	907	-2.0%
Motor Vehicle Theft	25	30	-16.7%	8	-1 - 39	8.72	9	47	80	102	-21.6%
Arson	0	2	-100.0%	1	0 - 3	2.01	0	8	1	4	-75.0%
Officers Assaulted	0	3	-100.0%	1	0 - 4	2.44	0	9	12	9	33.3%



Part 1 Offenses 3rd Quarter 2019

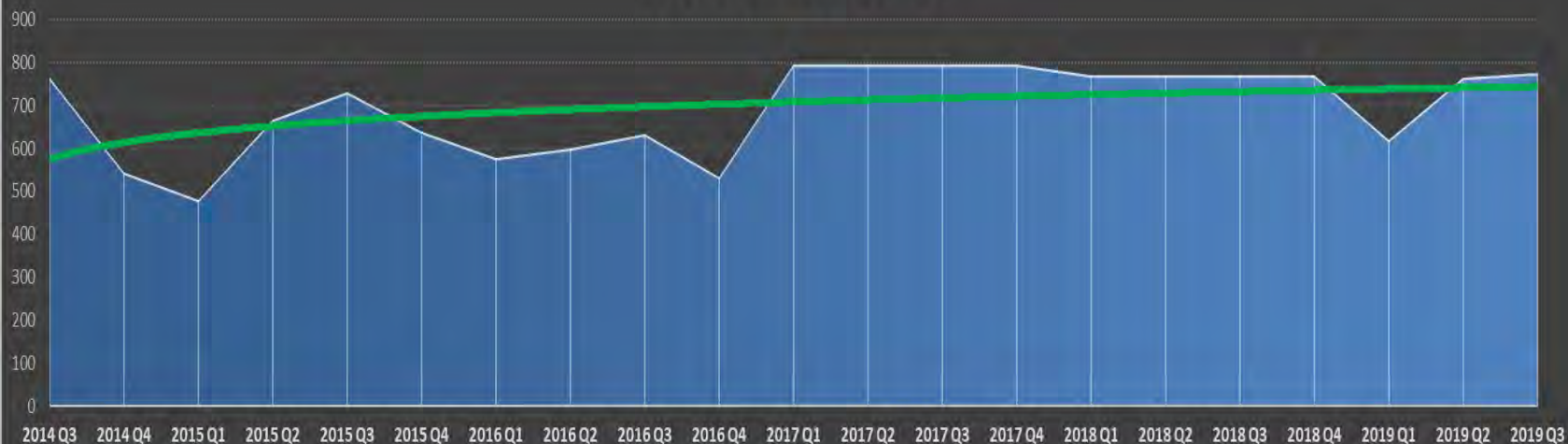
Part 1 Crimes



Calls For Service Totals

Year	Q1	Q2	Q3	Q4	Total
2011	12864	12751	13192	13042	51849
2012	13473	13874	13560	13250	54157
2013	13881	14964	15199	13924	57968
2014	14255	14542	14426	12339	55562
2015	12015	13495	13478	11680	50668
2016	11628	12849	12391	10739	47607
2017	11637	12722	13261	11866	49486
2018	12,427	11,762	12,255	11,160	47604
2019	12,523	14,104	15,022	0	41649

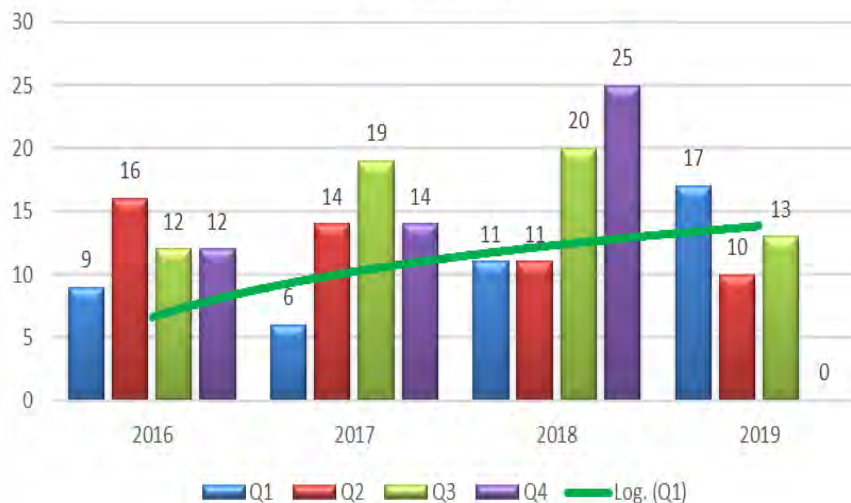
5 Years Part 1 Crimes





DUI Accidents 3rd Quarter 2019

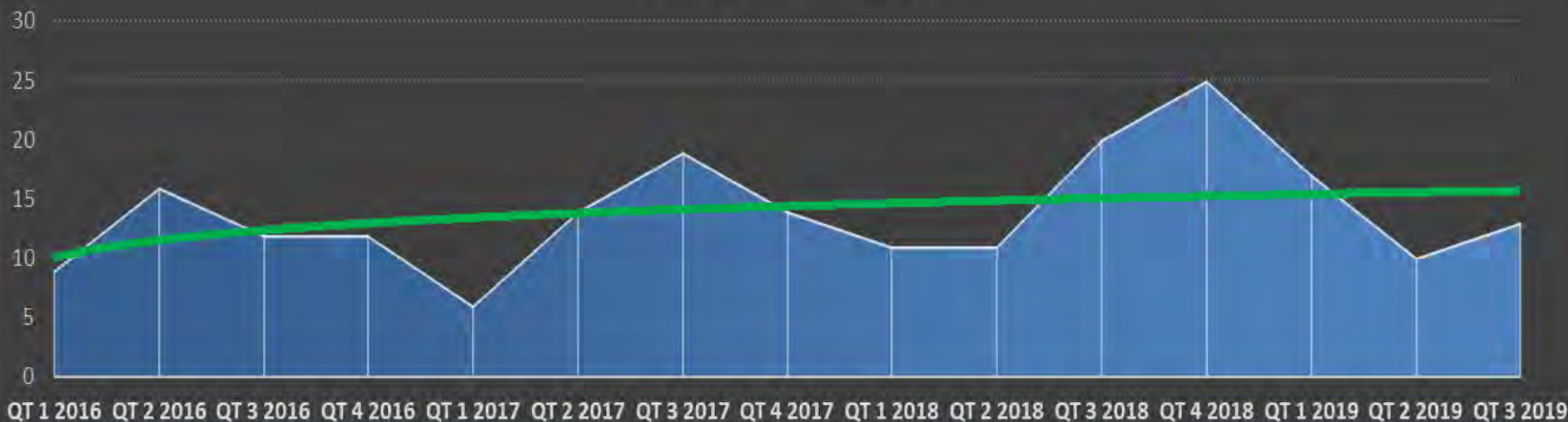
DUI Accidents



DUI Accidents

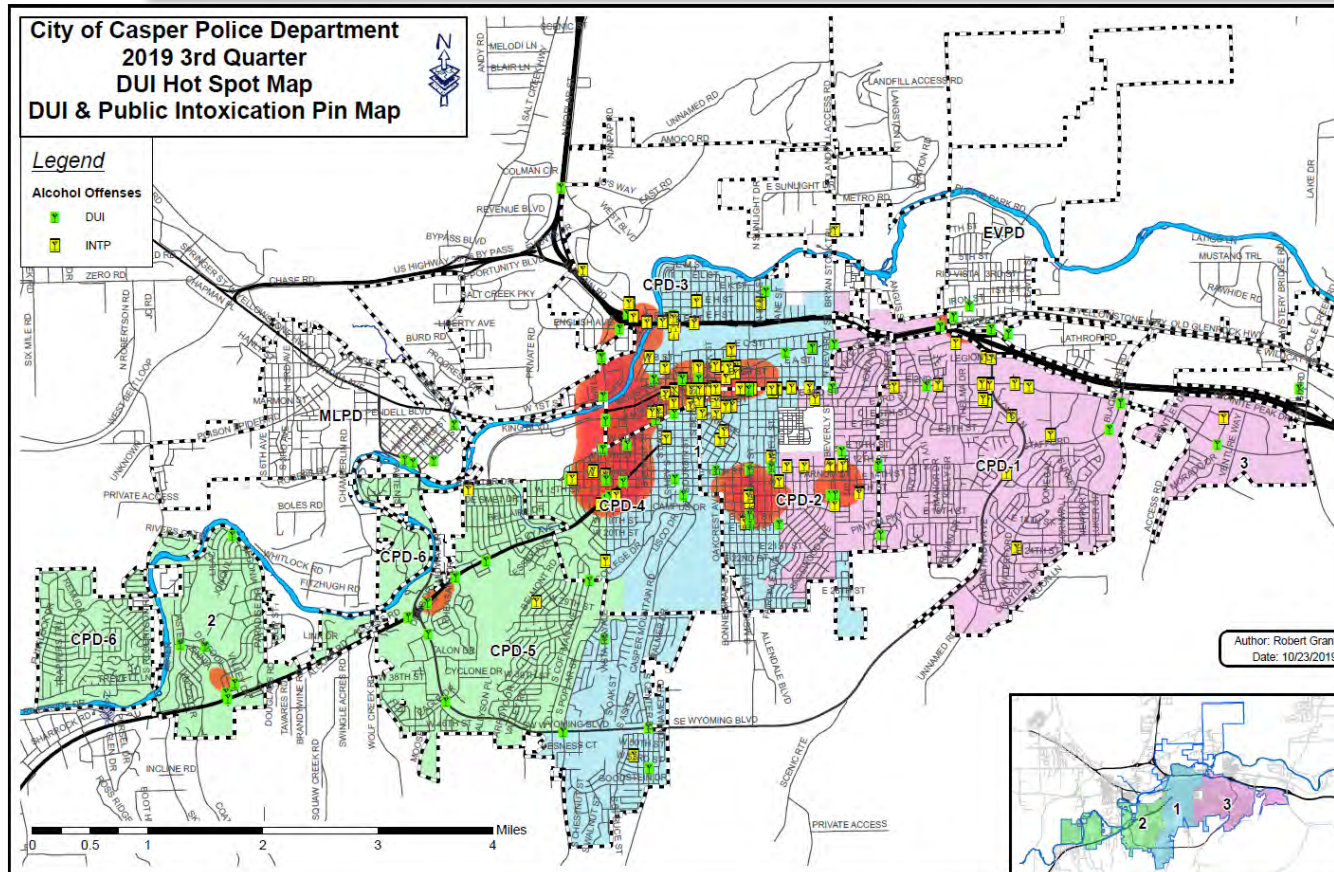
Year	Q1	Q2	Q3	Q4	Total
2011	20	21	19	38	98
2012	16	23	27	27	93
2013	16	20	19	11	66
2014	16	24	21	17	78
2015	15	21	12	16	64
2016	9	16	12	12	49
2017	6	14	19	14	53
2018	11	11	20	25	67
2019	17	10	13	0	40

DUI Accidents





Alcohol Offenses 3rd Quarter 2019



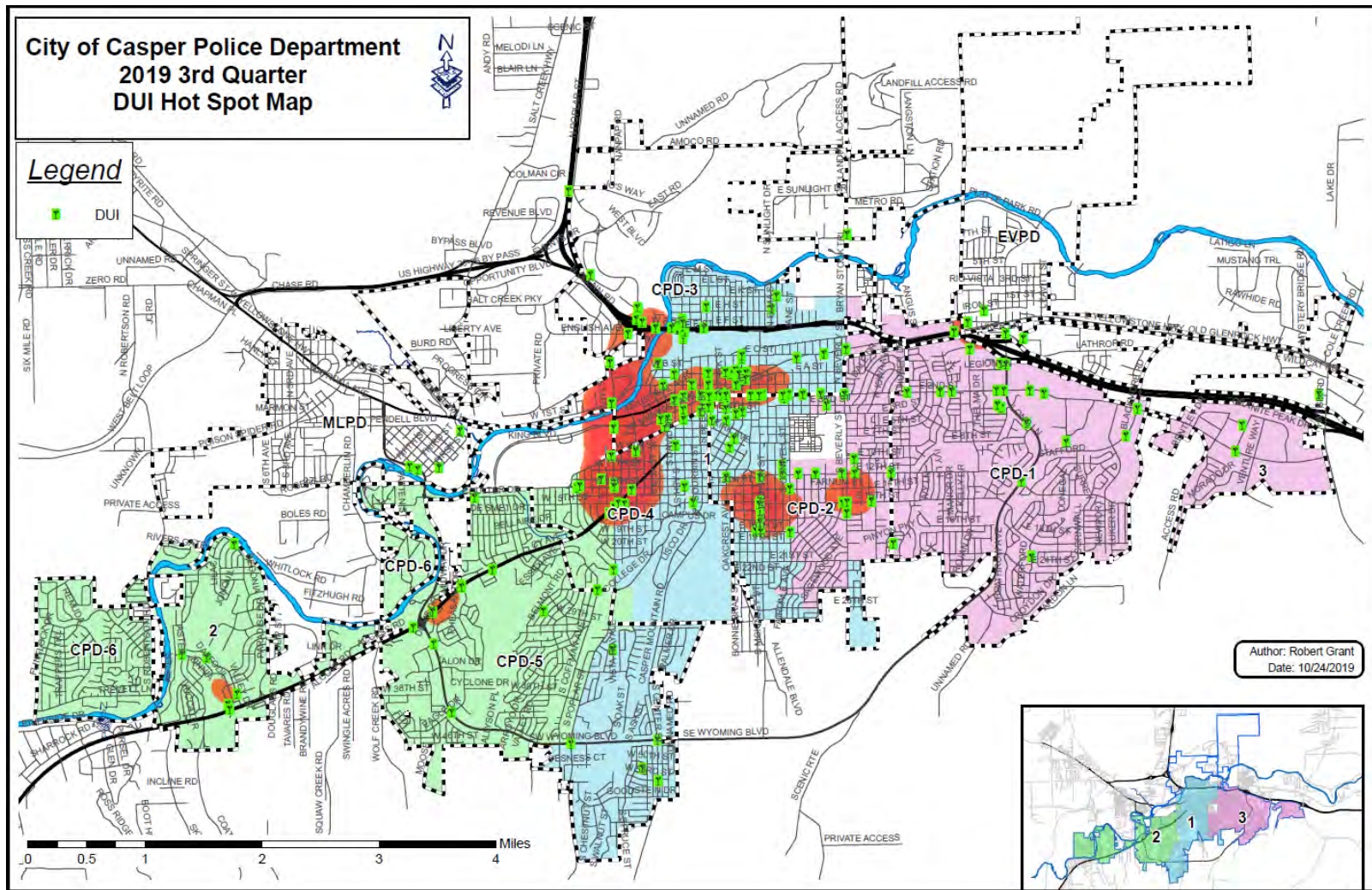
Important Points

- The DUI Hotspots are defined in **Red**.
- Kernel Density used DUI data only for Hot Spot Analysis.
- All Alcohol related offenses are within normal ranges.
- DUIs are below average.
- Public Intoxication is above average.

Alcohol Related	QT 3 2019	QT 3 2018	% Change	Average	Normal Range	St Dev	Min	Max	YTD	PYTD	% Change
Illegal Possession/consumption	0	13	-100.0%	28	0 - 64	35.83	0	119	7	40	-82.5%
Sell to Minor	1	0	100.0%	2	0 - 5	2.76	0	9	3	0	NC
Furnish to Minor	0	0	NC	1	0 - 2	1.30	0	4	3	0	NC
Public Intoxication	144	106	35.8%	137	100 - 174	37.07	62	216	355	296	19.9%
DUIs	73	83	-12.0%	90	62 - 118	28	42	154	217	222	0



DUI Arrests 3rd Quarter 2019



- The CPD is always working to develop a more focused approach to DUI intervention like Hot Spot mapping, DUI Grants and the Safe Rides Program ran by the Alcohol Task Force, Cab Companies and Local Liquor Establishments.

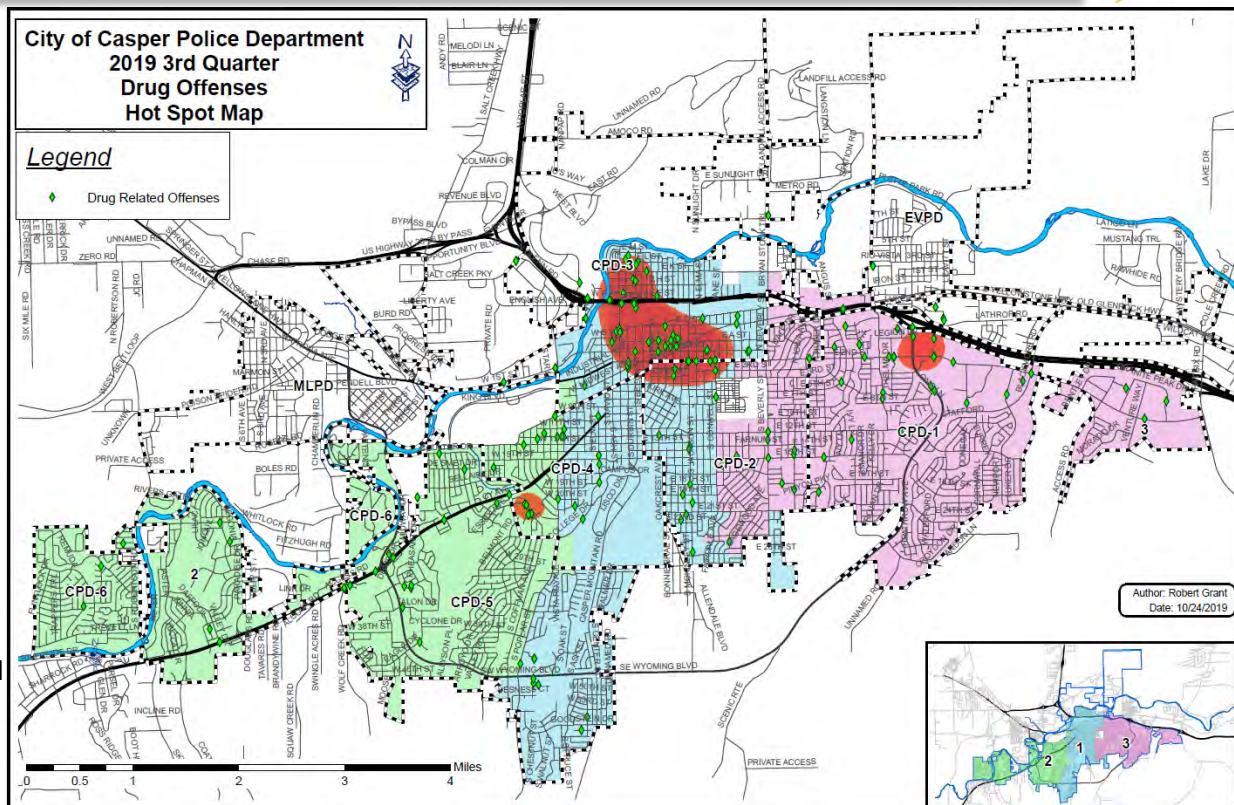


Drug Offenses & Arrests 3rd Quarter 2019



Important Points

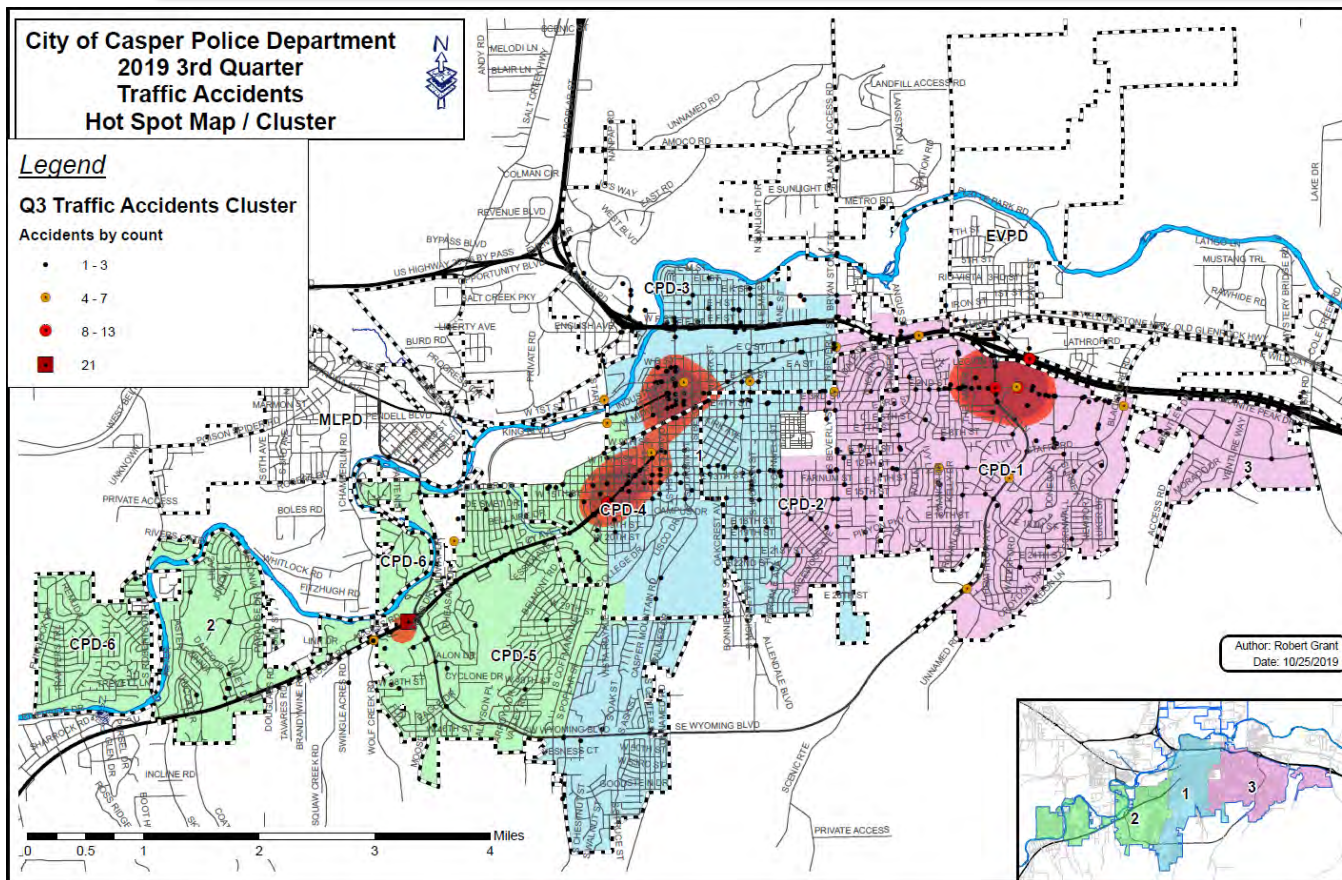
- The Drug Offense Hotspots are defined in **red**. Kernel Density used All Drug Offense data for Hot Spot Analysis.
- Hotspots move and change throughout the city changing depending on emergent crime trends and seasonal variation in crime.
- Adult Arrests for Marijuana are below the normal range and below the average.
- Adult Arrests for synthetic drug possession has been steadily increasing since the first 4th quarter of 2015 and is up over 24% YTD from last year.
- Adult Drug Arrests are down from last year 3rd Quarter and up 5% YTD.
- Juvenile Arrests are down and below the normal range and below the average but up 5.2% YTD.
- All other categories are within the projected range.



Drug Arrests	QT 3 2019	QT 3 2018	% Change	Average	Normal Range	St Dev	Min	Max	YTD	PYTD	% Change
Adult Totals	133	166	-19.9%	132	108 - 156	24.04	79	183	466	444	5.0%
Cocaine	1	2	-50.0%	3	0 - 7	4.07	0	15	4	7	-42.9%
Marijuana	52	101	-48.5%	79	62 - 95	16.41	34	110	205	269	-23.8%
Synthetic	42	42	0.0%	27	10 - 45	17.34	0	63	153	123	24.4%
Other	24	21	14.3%	23	12 - 34	11.40	10	67	93	45	106.7%
Juvenile Totals	18	22	-18.2%	31	21 - 41	9.78	17	49	81	77	5.2%
Cocaine	0	0	NC	0	0 - 2	1.36	0	8	0	0	NC
Marijuana	13	17	-23.5%	22	14 - 30	7.96	9	39	59	56	5.4%
Synthetic	0	0	NC	0	0 - 1	0.56	0	2	0	1	-100.0%
Other	3	5	-40.0%	9	4 - 14	4.69	2	23	20	15	33.3%



Traffic Accidents 3rd Quarter 2019



Important Points

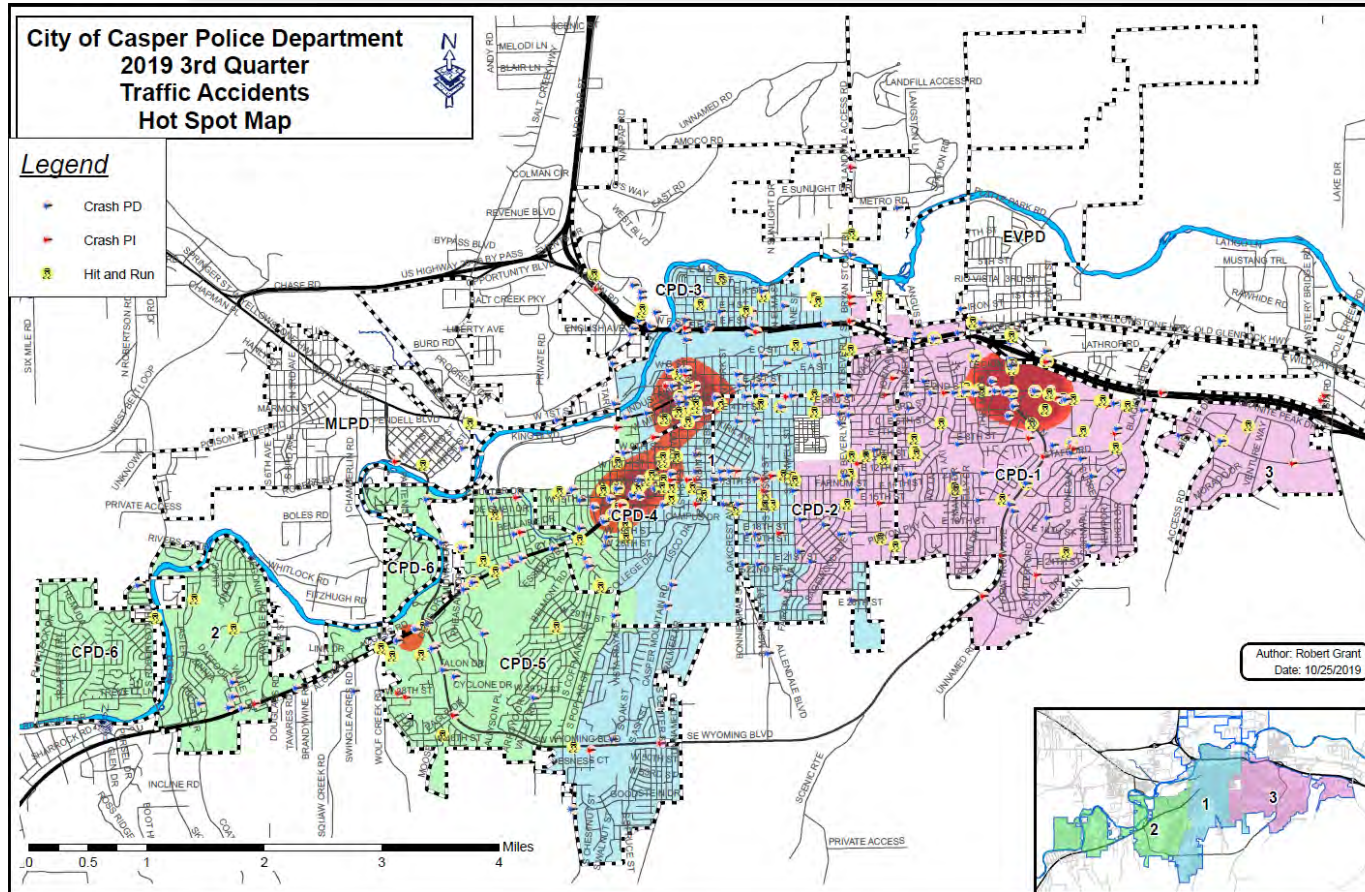
- The **intersections** with the most accidents (8 – 13 count) in the City of Casper are:
 - CY Ave & Wyoming Blvd
 - CY Ave & S Poplar St
 - E Yellowstone & E 1st St
 - SE Wyoming Blvd & E 2nd St
 - E 2nd St & Scotthill Rd
 - Wyoming Blvd & E 12th St
- The Traffic Cluster Data was created using Spatial analysis and Clustering Events from traffic accident property damage, personal injury and Hit and Run data.

Traffic	QT 3 2019	QT 3 2018	% Change	Average	Normal Range	St Dev	Min	Max	YTD	PYTD	% Change
Accidents - Property Damage	413	386	7.0%	406	322 - 490	83.87	221	562	1,352	1,235	9.5%
Accidents - Personal Injury	54	55	-1.8%	62	47 - 77	15.20	33	92	205	132	55.3%
Accidents - Fatality	1	1	0.0%	1	0 - 2	1.16	0	5	2	1	100.0%
Hit and Runs	133	126	5.6%	144	110 - 177	33.64	56	190	423	401	5.5%
DUI Related Accidents	13	20	-35.0%	17	11 - 24	6.26	6	38	40	42	-4.8%
Alcohol Related Accidents	13	21	-38.1%	17	0 - 25	6.28	12	26	49	45	8.9%
Traffic Stops	2,648	2826	-6.3%	3215	2496 - 3935	719.83	2,013	5035	7,975	7,747	2.9%
Moving Violations	1,165	925	25.9%	1768	1124 - 2411	643.16	925	3344	3,351	3,306	1.4%
Registration Violations	127	113	12.4%	179	93 - 265	86.19	21	461	402	398	1.0%
Parking Violations	66	290	-77.2%	155	60 - 250	94.96	23	387	497	881	-43.6%



Traffic Accidents 3rd Quarter 2019

(Continued)



Important Points

- The Traffic Accident Hot Spot map (Hot Spot area defined in **RED**) was created by Kernel Density traffic accident data and Hit and Run data. The street segments with the most accidents during the 2nd Quarter were at 2nd & Beverly, CY Ave & Poplar St, CY Ave & Elm St and 2nd & Wyoming Blvd.

- The **street segments** with the most accidents;
- CY Avenue from Westridge CT to 9TH ST,
- 2ND Street from Forest ST to Blackmore RD,
- The Down Town Area from Collins to W B ST and Kimball to Elm



Suicidal Calls, Involuntary Committals & Suicides

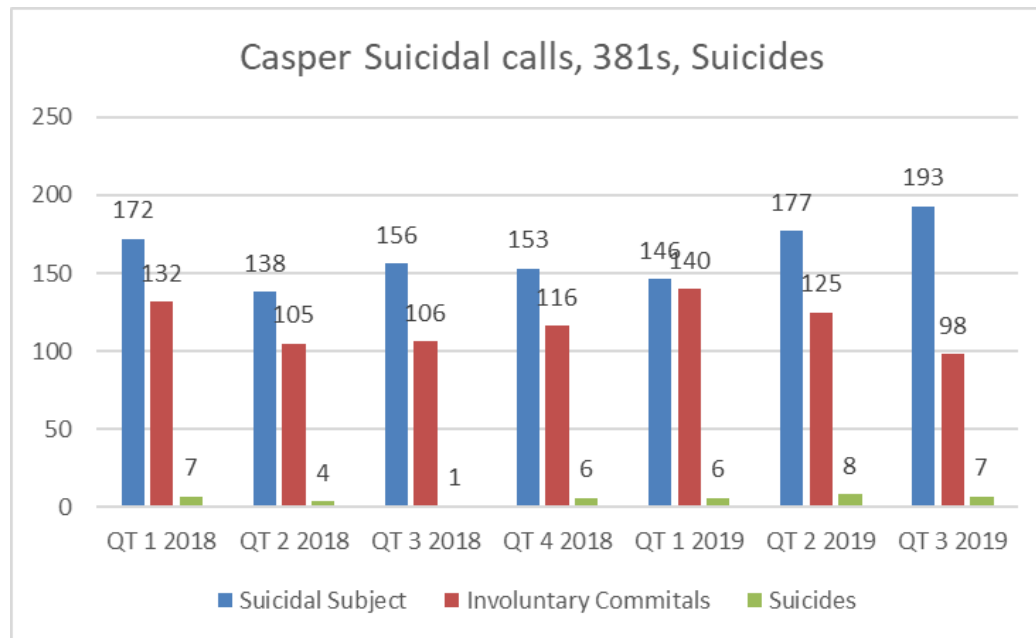
3rd Quarter 2019



	Suicidal Subject	Involuntary Committals	Suicides
QT 1 2018	172	132	7
QT 2 2018	138	105	4
QT 3 2018	156	106	1
QT 4 2018	153	116	6
QT 1 2019	146	140	6
QT 2 2019	177	125	8
QT 3 2019	193	98	7

Important Points

- Calls for Service numbers for Suicidal Subjects are up from last year 3rd Quarter.
- Involuntary Committals are down from 1st Quarter of 2019 but have been trending upward since 2nd Quarter of 2018
- Involuntary Committals Reflect the Casper Police Department's request for a 381 form at the Wyoming Medical Center, and not 381s by WMC or WBI. Those numbers were not available at this time from WMC or WBI.
- Suicide numbers are up from the 3rd Quarter of 2018. These numbers are collected from the Natrona County Coroner.





3rd Quarter UCR Report



Casper Police Department
Quarterly Statistics



	Previous								2019	2018	
	QT 3 2019	QT 3 2018	% Change	Average	Normal Range	St Dev	Min	Max	YTD	PYTD	% Change
Calls for Service	15,022	12255	22.6%	13044	11915 - 13506	1,129.29	10,739	15,199	41,649	36,444	14.3%
Part I Offense	QT 3 2019	QT 3 2018	% Change	Average	Normal Range	St Dev	Min	Max	YTD	PYTD	% Change
Part 1 Total	777	709	9.6%								
Homicides	0	2	-100.0%	0	0 - 3	1.14	0	5	1	4	-75.0%
Forcible Rape	21	19	10.5%	2	-5 - 16	6.66	0	25	44	56	-21.4%
Robbery	4	0	400.0%	1	0 - 4	2.27	0	9	10	4	150.0%
Assault	235	217	8.3%	58	2 - 260	56.36	97	353	689	625	10.2%
Burglary - Res	83	66	25.8%	18	4 - 71	13.62	31	83	161	204	-21.1%
Burglary - Non-Res	12	30	-60.0%	6	-2 - 26	8.22	5	43	58	69	-15.9%
Burglary - Auto	83	51	62.7%	30	-19 - 113	49.04	27	249	194	204	-4.9%
Larceny	314	289	8.7%	110	55 - 365	55.41	240	483	889	907	-2.0%
Motor Vehicle Theft	25	30	-16.7%	8	-1 - 39	8.72	9	47	80	102	-21.6%
Arson	0	2	-100.0%	1	0 - 3	2.01	0	8	1	4	-75.0%
Officers Assaulted	0	3	-100.0%	1	0 - 4	2.44	0	9	12	9	33.3%
Property	QT 3 2019	QT 3 2018	% Change	Average	Normal Range	St Dev	Min	Max	YTD	PYTD	% Change
Stolen	\$ 555,259.00	\$ 517,096.00	7.4%	\$372,163.97	130553 - 613775	\$241,611.36	\$54,264.00	\$1,432,546.00	\$1,463,842	\$1,383,688	5.8%
Recovered	\$ 134,487.00	\$ 258,205.00	-47.9%	\$142,327.86	24120 - 260536	\$118,207.69	\$7,388.00	\$431,288.00	\$658,759	\$515,072	27.9%
UCR Arrests	QT 3 2019	QT 3 2018	% Change	Average	Normal Range	St Dev	Min	Max	YTD	PYTD	% Change
Adult	749	807	-7.2%	875	688 - 1062	187.21	127	1,137	2,219	2,075	6.9%
Juvenile	109	101	7.9%	161	117 - 206	44.54	60	266	417	340	22.6%
Burglary	25	13	92.3%	15	3 - 27	12.24	3	78	55	56	-1.8%
Larceny	72	66	9.1%	106	50 - 162	55.90	55	374	216	184	17.4%
Alcohol Related	QT 3 2019	QT 3 2018	% Change	Average	Normal Range	St Dev	Min	Max	YTD	PYTD	% Change
Illegal Possession/consumption	0	13	-100.0%	28	0 - 64	35.83	0	119	7	40	-82.5%
Sell to Minor	1	0	100.0%	2	0 - 5	2.76	0	9	3	0	NC
Furnish to Minor	0	0	NC	1	0 - 2	1.30	0	4	3	0	NC
Public Intoxication	144	106	35.8%	137	100 - 174	37.07	62	216	355	296	19.9%
DUIs	73	83	-12.0%	90	62 - 118	28	42	154	217	222	0
Blood Alcohol Content	QT 3 2019	QT 3 2018	% Change	Average	Normal Range	St Dev	Min	Max	YTD	PYTD	% Change
Average BAC	0.152	0.150	0.9%	0.157	0 - 0	0.016	0.13	0.53	0.162	0.157	3.43%



3rd Quarter UCR Report (Continued)

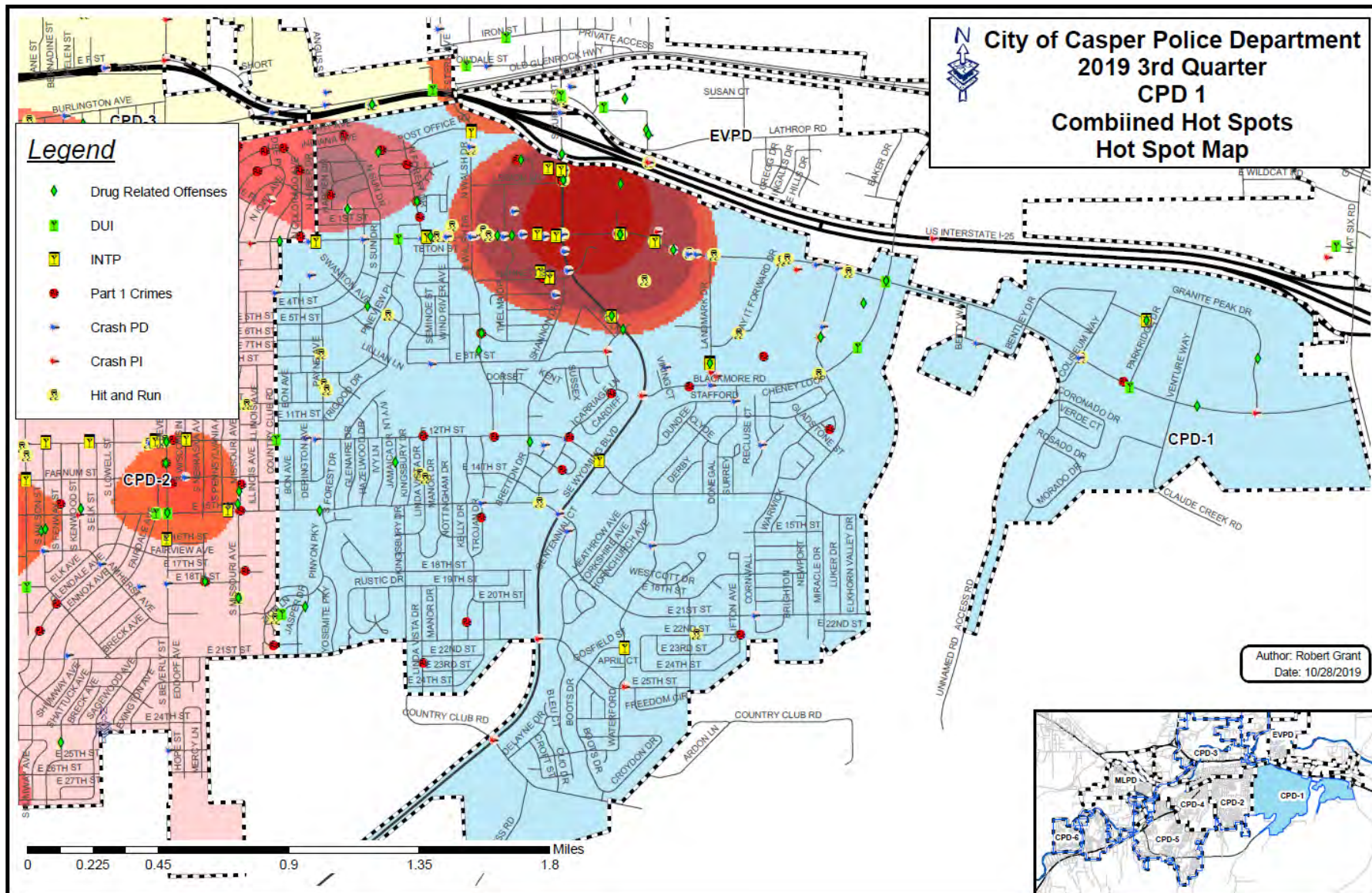


Drug Arrests	QT 3 2019	QT 3 2018	% Change	Average	Normal Range	St Dev	Min	Max	YTD	PYTD	% Change
Adult Totals	133	166	-19.9%	132	108 - 156	24.04	79	183	466	444	5.0%
Cocaine	1	2	-50.0%	3	0 - 7	4.07	0	15	4	7	-42.9%
Marijuana	52	101	-48.5%	79	62 - 95	16.41	34	110	205	269	-23.8%
Synthetic	42	42	0.0%	27	10 - 45	17.34	0	63	153	123	24.4%
Other	24	21	14.3%	23	12 - 34	11.40	10	67	93	45	106.7%
Juvenile Totals	18	22	-18.2%	31	21 - 41	9.78	17	49	81	77	5.2%
Cocaine	0	0	NC	0	0 - 2	1.36	0	8	0	0	NC
Marijuana	13	17	-23.5%	22	14 - 30	7.96	9	39	59	56	5.4%
Synthetic	0	0	NC	0	0 - 1	0.56	0	2	0	1	-100.0%
Other	3	5	-40.0%	9	4 - 14	4.69	2	23	20	15	33.3%
Traffic	QT 3 2019	QT 3 2018	% Change	Average	Normal Range	St Dev	Min	Max	YTD	PYTD	% Change
Accidents - Property Damage	413	386	7.0%	406	322 - 490	83.87	221	562	1,352	1,235	9.5%
Accidents - Personal Injury	54	55	-1.8%	62	47 - 77	15.20	33	92	205	132	55.3%
Accidents - Fatality	1	1	0.0%	1	0 - 2	1.16	0	5	2	1	100.0%
Hit and Runs	133	126	5.6%	144	110 - 177	33.64	56	190	423	401	5.5%
DUI Related Accidents	13	20	-35.0%	17	11 - 24	6.26	6	38	40	42	-4.8%
Alcohol Related Accidents	13	21	-38.1%	17	0 - 25	6.28	12	26	49	45	8.9%
Traffic Stops	2,648	2826	-6.3%	3215	2496 - 3935	719.83	2,013	5035	7,975	7,747	2.9%
Moving Violations	1,165	925	25.9%	1768	1124 - 2411	643.16	925	3344	3,351	3,306	1.4%
Registration Violations	127	113	12.4%	179	93 - 265	86.19	21	461	402	398	1.0%
Parking Violations	66	290	-77.2%	155	60 - 250	94.96	23	387	497	881	-43.6%
False Alarms	221	165	33.9%	205	157 - 253	48.17	105	325	614	532	15.4%
Suicidal Subject	133	156	-14.7%	154	137 - 170	16.42	0	178	456	466	-2.1%
Involuntary Commitals	98	106	-7.5%	117	102 - 133	15.51	0	140	363	343	5.8%
Suicides	7	1	600.0%	7	5 - 9	2.19	2	8	24	16	50.0%
Natrona County 381 Cases Filed	193	188	2.7%	58	33 - 205	25.67	0	202	579	472	22.7%
Less than 72 Hr	86	92	-6.5%	84	70 - 97	13.68	63	101	265	226	17.3%
More than 72 Hr	107	96	11.5%	95	80 - 111	15.33	71	112	314	246	27.6%



Combined Crime Hot Spot / Pin Map

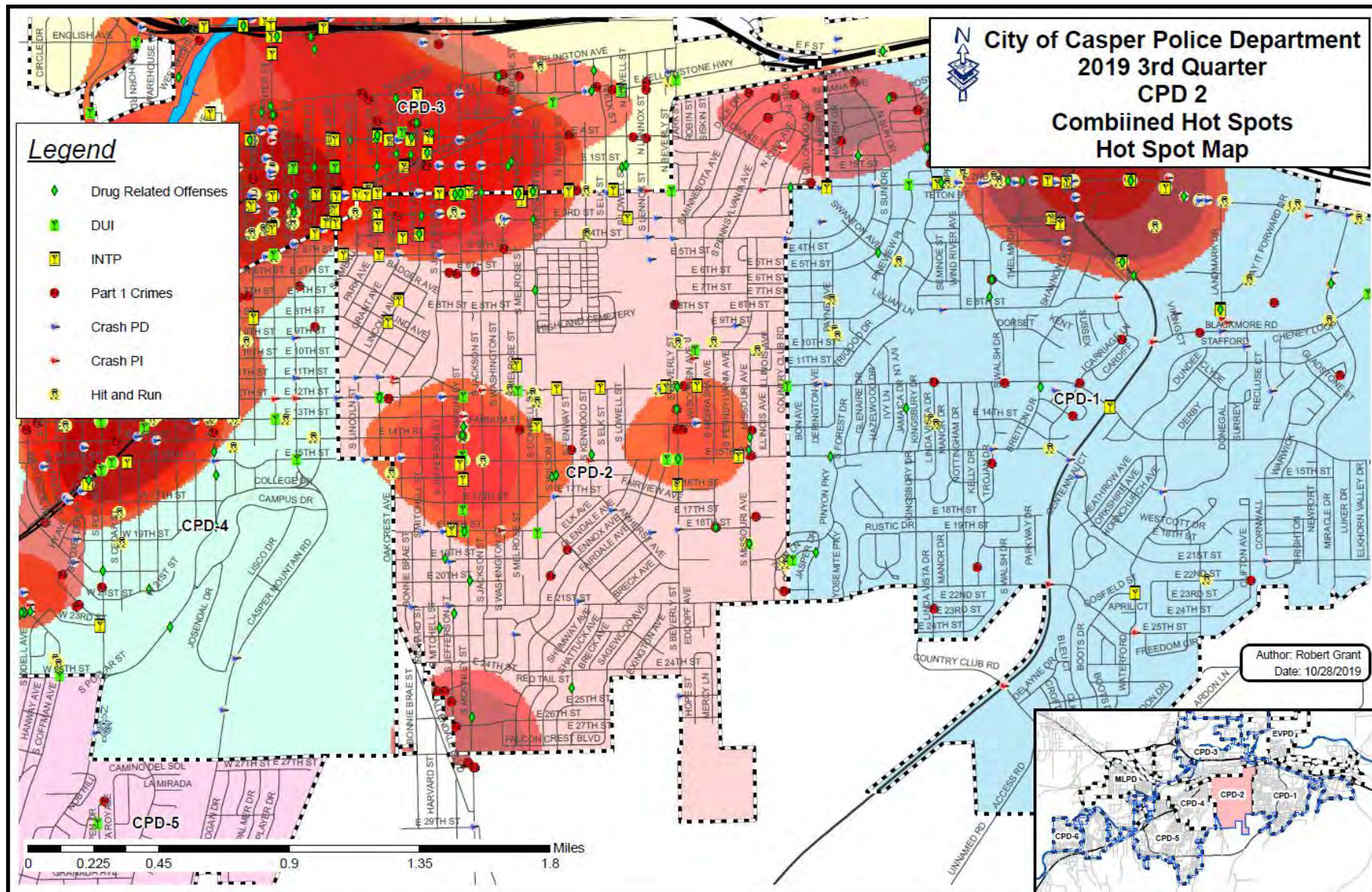
3rd Quarter 2019 CPD Area 1





Combined Crime Hot Spot / Pin Map

3rd Quarter 2019 CPD Area 2





Combined Crime Hot Spot / Pin Map

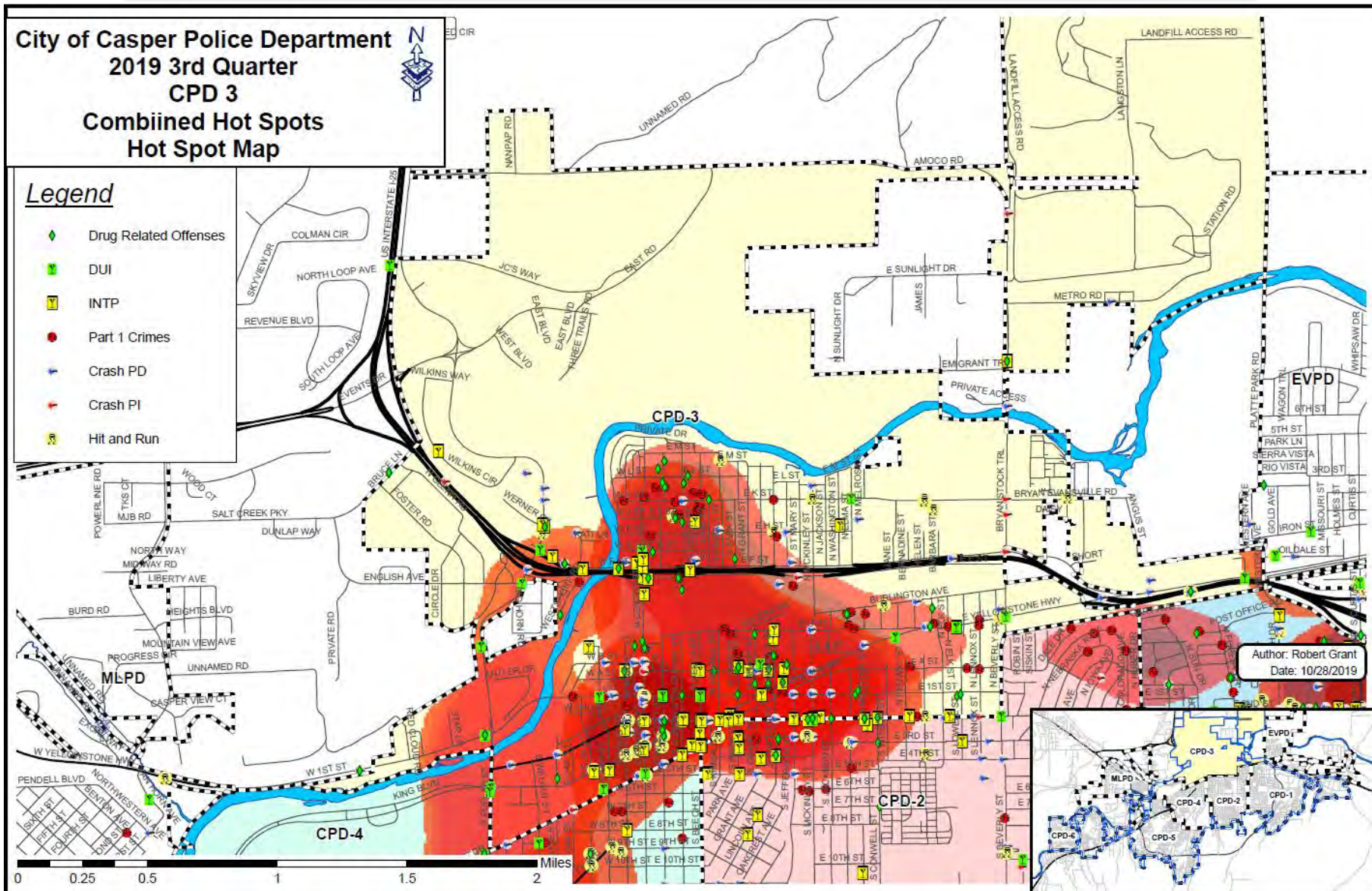
3rd Quarter 2019 CPD Area 3



City of Casper Police Department
2019 3rd Quarter
CPD 3
Combined Hot Spots
Hot Spot Map

Legend

- Drug Related Offenses
- DUI
- INTP
- Part 1 Crimes
- Crash PD
- Crash PI
- Hit and Run





Combined Crime Hot Spot / Pin Map

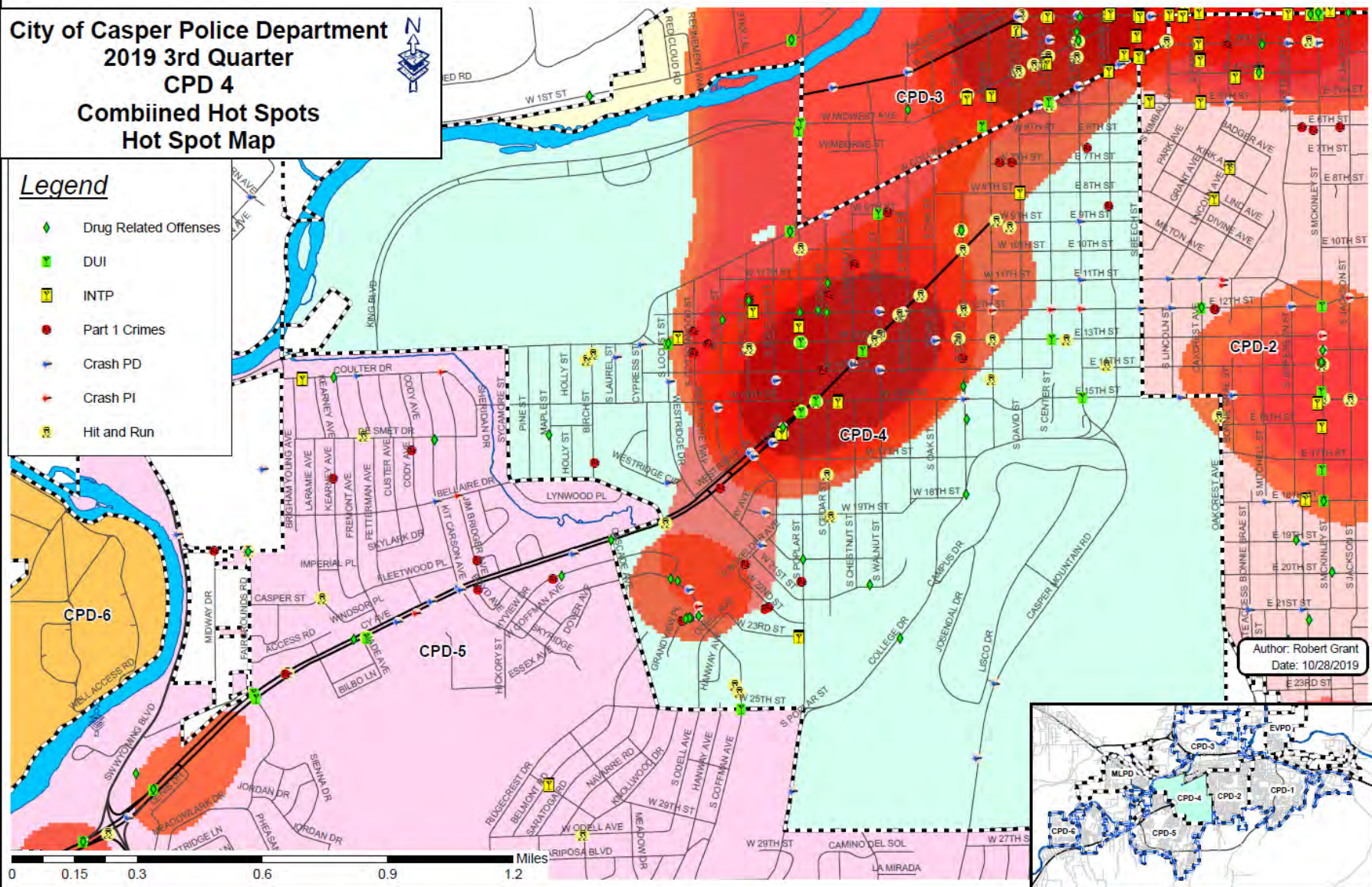
3rd Quarter 2019 CPD Area 4



City of Casper Police Department
2019 3rd Quarter
CPD 4
Combiined Hot Spots
Hot Spot Map

Legend

- ◆ Drug Related Offenses
- DUI
- INTF
- Part 1 Crimes
- ✈ Crash PD
- ✈ Crash PI
- Hit and Run

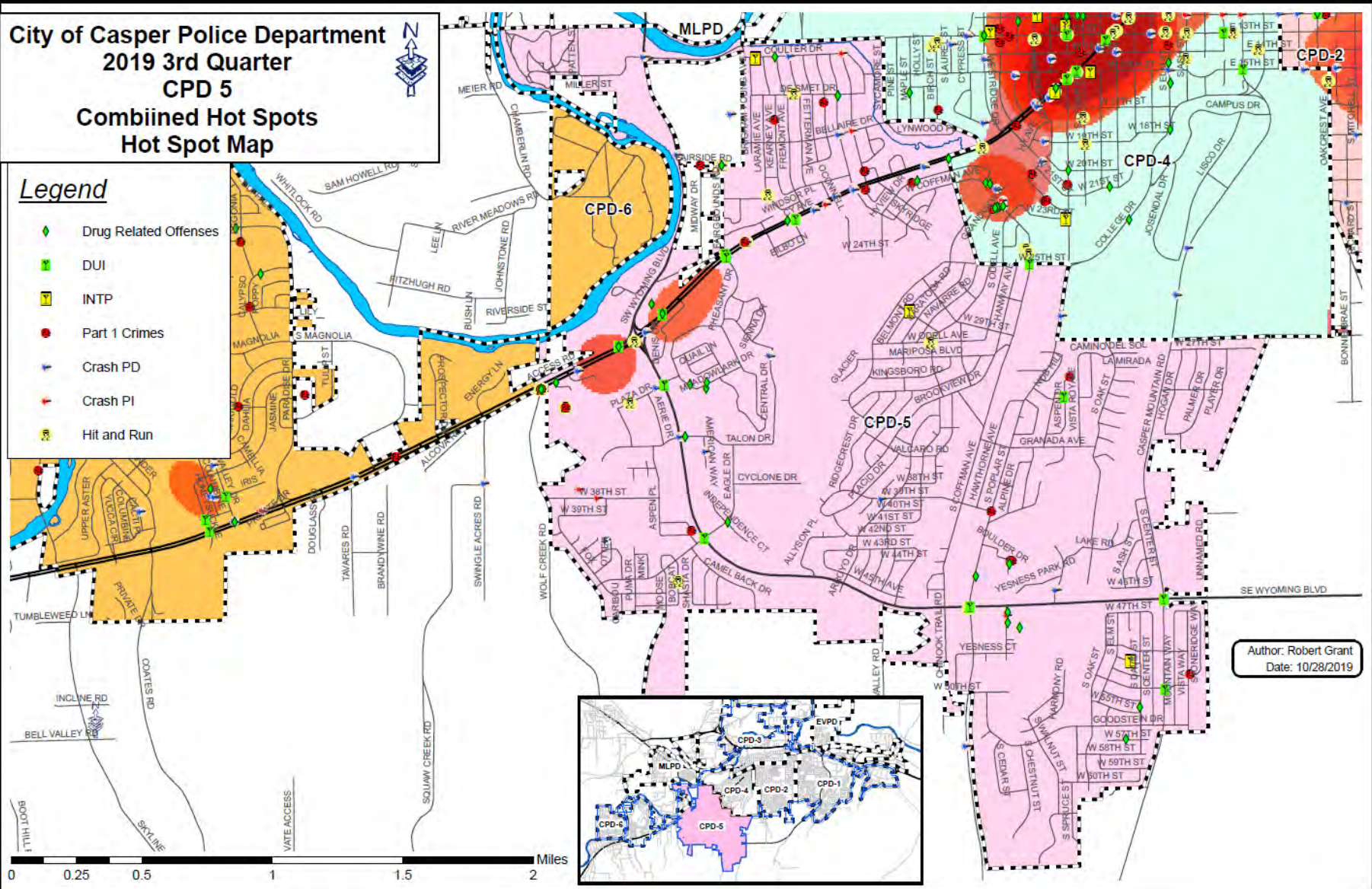




**City of Casper Police Department
2019 3rd Quarter
CPD 5
Combiined Hot Spots
Hot Spot Map**

Legend

-  Drug Related Offenses
-  DUI
-  INTP
-  Part 1 Crimes
-  Crash PD
-  Crash PI
-  Hit and Run



Author: Robert Grant
Date: 10/28/2019

